

PROJECT MANUAL FOR

**Hodge Center
Cooling Towers Replacement
University South Carolina - Upstate
Spartanburg, South Carolina**

Project No. H34-9542-JM-C



July 6, 2012

HODGE CENTER COOLING TOWERS REPLACEMENT
State Project No. H34-9542-JM-C
Spartanburg, South Carolina

SEALS PAGE



MECHANICAL JODY C. PARKER, P.E., LEED AP
PLUMBING PERITUS ENGINEERS & ASSOCIATES, INC.
ENGINEER: P. O. BOX 16598
GREENVILLE, SC 29606

P (864) 277.8287
F (864) 277.8290



ELECTRICAL DON BURDETTE, P.E., LEED AP
ENGINEER: 102 PILGRIM ROAD
GREENVILLE, SC 29607

P (864) 297.8717
F (864) 297.8719




HODGE CENTER COOLING TOWERS REPLACEMENT
State Project No. H34-9542-JM-C
Spartanburg, South Carolina

SEALS PAGE

STRUCTURAL BRUCE ROYAL, P.E
ENGINEER: P.O. BOX 17828
GREENVILLE, SC 29606

P (864) 235.4425
F (864) 235.1330



SEALS PAGE

TABLE OF CONTENTS

PROJECT NUMBER: H34-9542-JM-C

PROJECT NAME: HODGE CENTER COOLING TOWERS REPLACEMENT

SECTION

Table of Contents	<u>2</u>
Invitation for Bids (SE-310).....	1
Instructions to Bidders (AIA Document A701 – 1997 Edition *).....	1
00201-OSE Standard Supplemental Instructions to Bidders.....	10
Bid Bond (AIA A310).....	1
Standard Bid Form (SE-330).....	4
Standard Form of Agreement between Owner and Contractor (AIA Document A101 – 2007 Edition*).....	1
00501-OSE Standard Modifications to AIA A101-2007.....	3
General Conditions of the Contract for Construction (AIA Document A201 – 2007 Edition*).....	1
00811-Standard Supplementary Conditions.....	25
(Supplement to AIA Document A201-2007 Edition General Conditions of the Contract)	
USC Supplemental General Conditions for Construction Projects.....	3
Performance Bond (SE-355).....	2
Labor and Material Payment Bond (SE-357).....	2
Contractor's One Year Guarantee.....	1

TECHNICAL SPECIFICATIONS

<u>DIVISION</u>	<u>SECTION TITLE</u>	<u>PAGES</u>
01300	ADMINISTRATIVE REQUIREMENTS	4
01320	CONSTRUCTION PROGRESS SCHEDULE	4
01330	SUBMITTAL PROCEDURES	5
01355	SECURITY PROCEDURES	1
01400	QUALITY REQUIREMENTS	3
01500	TEMPORARY FACILITIES AND CONTROLS	3
01550	VEHICULAR ACCESS AND PARKING	2
01741	CONSTRUCTION WASTE MANAGEMENT AND DISPOSAL	2
 <u>DIVISION 03 CONCRETE</u>		
03000	CONCRETE	2
 <u>DIVISION 05 METALS</u>		
05000	STRUCTURAL STEEL	2
 <u>DIVISION 15 MECHANICAL</u>		
15000	MECHANICAL GENERAL PROVISIONS	6
15001	DEMOLITION	2
15060	PIPE, TUBE AND FITTINGS	4
15080	PIPING ACCESSORIES	2
15090	HANGERS, SUPPORTS AND ANCHORS	3
15100	VALVES	2
15250	SYSTEMS INSULATION	3
15680	COOLING TOWER	4
15700	LIQUID HEAT TRANSFER	2
15900	CONTROLS AND INSTRUMENTATION	3
 <u>DIVISION ELECTRICAL</u>		
16001	DEMOLITION	2
16010	GENERAL PROVISIONS	3
16100	BASIC MATERIALS	5
16110	ELECTRICAL RACEWAYS	3
16130	CONDUCTORS	3
16450	GROUNDING	2

SE-310 REQUEST FOR ADVERTISEMENT

2011 Edition
Rev. 7/20/2011

PROJECT NAME: HODGE CENTER COOLNG TOWERS REPLACEMENT

PROJECT NUMBER: H34-9542-JM-C

PROJECT LOCATION: Spartanburg, SC

Contractor may be subject to performance appraisal at close of project

BID SECURITY REQUIRED? Yes ☒ No ☐

PERFORMANCE & PAYMENT BONDS REQUIRED? Yes ☒ No ☐

CONSTRUCTION COST RANGE: \$250,000.00 - \$350,000.00

DESCRIPTION OF PROJECT: Removal and Replacement of cooling towers (CT-1 and CT-3) including electrical and structural work necessary for a complete project. Bidders are responsible for obtaining all updates to bidding documents from USC purchasing website <http://purchasing.sc.edu>. See Facilities/Construction Solicitation and Awards. Small and minority business participation is encouraged.

A/E NAME: Peritus Engineers & Associates, Inc.

A/E CONTACT: Jody C. Parker, P.E., LEED AP

A/E ADDRESS: Street/PO Box: 10 E. Dorchester Blvd. (P.O. Box 16598)

City: Greenville

State: SC ZIP: 29606-2455

EMAIL: jparker@peritusengineers.com

TELEPHONE: (864) 277-8287

FAX: (864) 277-8290

All questions & correspondence concerning this Invitation shall be addressed to the A/E.

BIDDING DOCUMENTS/PLANS MAY BE OBTAINED FROM: <http://purchasing.sc.edu>

PLAN DEPOSIT AMOUNT: \$0.00 IS DEPOSIT REFUNDABLE: Yes ☐ No ☐

Only those Bidding Documents/Plans obtained from the above listed source(s) are official. Bidders rely on copies of Bidding Documents/Plans obtained from any other source at their own risk.

BIDDING DOCUMENTS/PLANS ARE ALSO ON FILE FOR VIEWING PURPOSES ONLY AT *(list name and location for each plan room or other entity):*

<http://purchasing.sc.edu> See Facilities/Construction Solicitation & Awards

PRE-BID CONFERENCE? Yes ☒ No ☐ MANDATORY ATTENDANCE? Yes ☐ No ☒

DATE: 8/15/2012 TIME: 2:00 PM PLACE: 155 American Way, Spartanburg, SC, Facilities Mgt. Conference Room

AGENCY: University of South Carolina

NAME OF AGENCY PROCUREMENT OFFICER: Kay Keisler, Procurement Specialist

ADDRESS: Street/PO Box: 743 Greene Street

City: Columbia

State: SC ZIP: 29208-

EMAIL: kkeisler@fmc.sc.edu

TELEPHONE: (803) 777-5812

FAX: (803) 777-8739

BID CLOSING DATE: 8/29/2012 TIME: 2:30 PM LOCATION: 155 American Way, Spartanburg, SC, Facilities Mgt. Conference Room

BID DELIVERY ADDRESSES:

HAND-DELIVERY:

Attn: Fred Scott

Facilities Management

155 American Way

Spartanburg, SC 29303

MAIL SERVICE:

Attn: Fred Scott

Facilities Management

800 University Way

Spartanburg, SC 29303

IS PROJECT WITHIN AGENCY CONSTRUCTION CERTIFICATION? (Agency *MUST* check one) Yes ☒ No ☐

APPROVED BY (Office of State Engineer): _____

DATE: _____

AIA Documents A 701 – 1997 Edition

Bidder Notification:

This AIA Document is included by reference only.

Originals are available at the following location should the Bidder wish to examine the contents of the Document.

Engineer's Office:

**Peritus Engineers & Associates, Inc.
10 E. Dorchester Blvd.
Greenville, SC**

OSE FORM 00201**STANDARD SUPPLEMENTAL INSTRUCTIONS TO BIDDERS**

OWNER: University of South Carolina**PROJECT NUMBER:** H34-9542-JM-C**PROJECT NAME:** HODGE CENTER COOLING TOWERS REPLACEMENT**PROJECT LOCATION:** Spartanburg, SC**PROCUREMENT OFFICER:** Kay Keisler, Procurement Specialist**1. STANDARD SUPPLEMENTAL INSTRUCTIONS TO BIDDERS**

1.1. These Standard Supplemental Instructions To Bidders amend or supplement Instructions To Bidders (AIA Document A701-1997) and other provisions of Bidding and Contract Documents as indicated below.

1.2. Compliance with these Standard Supplemental Instructions is required by the Office of State Engineer (OSE) for all State projects when competitive sealed bidding is used as the method of procurement.

1.3. All provisions of A701-1997, which are not so amended or supplemented, remain in full force and effect.

1.4. Bidders are cautioned to carefully examine the Bidding and Contract Documents for additional instructions or requirements.

2. MODIFICATIONS TO A701-1997

2.1. *Delete Section 1.1 and insert the following:*

1.1 Bidding Documents, collectively referred to as the **Invitation for Bids**, include the Bidding Requirements and the proposed Contract Documents. The Bidding Requirements consist of the Advertisement, Instructions to Bidders (A-701), Supplementary Instructions to Bidders, the bid form (SE-330), the Intent to Award Notice (SE-370), and other sample bidding and contract forms. The proposed Contract Documents consist of the form of Agreement between the Owner and Contractor, Conditions of the Contract (General, Supplementary and other Conditions), Drawings, Specifications, all Addenda issued prior to execution of the Contract, and other documents set forth in the Bidding Documents. Any reference in this document to the Agreement between the Owner and Contractor, AIA Document A101, or some abbreviated reference thereof, shall mean the AIA A101, 2007 Edition as modified by OSE Form 00501 – Standard Modification to Agreement Between Owner and Contractor. Any reference in this document to the General Conditions of the Contract for Construction, AIA Document A201, or some abbreviated reference thereof, shall mean the AIA A201, 2007 Edition as modified by OSE Form 00811 – Standard Supplementary Conditions.

2.2. *In Section 1.8, delete the words “and who meets the requirements set forth in the Bidding Documents”.*

2.3. *In Section 2.1, delete the word “making” and substitute the word “submitting.”*

2.4. *In Section 2.1.1:*

After the words “Bidding Documents,” delete the word “or” and substitute the word “and.”

Insert the following at the end of this section:

Bidders are expected to examine the Bidding Documents and Contract Documents thoroughly and should request an explanation of any ambiguities, discrepancies, errors, omissions, or conflicting statements. Failure to do so will be at the Bidder's risk. Bidder assumes responsibility for any patent ambiguity that Bidder does not bring to the Owner's attention prior to bid opening.

2.5. *In Section 2.1.3, insert the following after the term “Contract Documents” and before the period:*

and accepts full responsibility for any pre-bid existing conditions that would affect the Bid that could have been ascertained by a site visit. As provided in Regulation 19-445.2042(B), A bidder's failure to attend an advertised pre-bid conference will not excuse its responsibility for estimating properly the difficulty and cost of successfully performing the work, or for proceeding to successfully perform the work without additional expense to the State.

OSE FORM 00201**STANDARD SUPPLEMENTAL INSTRUCTIONS TO BIDDERS**

2.6. Insert the following Sections 2.2 through 2.6:

2.2 CERTIFICATION OF INDEPENDENT PRICE DETERMINATION

GIVING FALSE, MISLEADING, OR INCOMPLETE INFORMATION ON THIS CERTIFICATION MAY RENDER YOU SUBJECT TO PROSECUTION UNDER SECTION 16-9-10 OF THE SOUTH CAROLINA CODE OF LAWS AND OTHER APPLICABLE LAWS.

(a) By submitting an bid, the bidder certifies that—

(1) The prices in this bid have been arrived at independently, without, for the purpose of restricting competition, any consultation, communication, or agreement with any other bidder or competitor relating to—

- (i) Those prices;
- (ii) The intention to submit an bid; or
- (iii) The methods or factors used to calculate the prices offered.

(2) The prices in this bid have not been and will not be knowingly disclosed by the bidder, directly or indirectly, to any other bidder or competitor before bid opening (in the case of a sealed bid solicitation) or contract award (in the case of a negotiated solicitation) unless otherwise required by law; and

(3) No attempt has been made or will be made by the bidder to induce any other concern to submit or not to submit an bid for the purpose of restricting competition.

(b) Each signature on the bid is considered to be a certification by the signatory that the signatory—

(1) Is the person in the bidder's organization responsible for determining the prices being offered in this bid, and that the signatory has not participated and will not participate in any action contrary to paragraphs (a)(1) through (a)(3) of this certification; or

(2)(i) Has been authorized, in writing, to act as agent for the bidder's principals in certifying that those principals have not participated, and will not participate in any action contrary to paragraphs (a)(1) through (a)(3) of this certification [As used in this subdivision (b)(2)(i), the term "principals" means the person(s) in the bidder's organization responsible for determining the prices offered in this bid];

(ii) As an authorized agent, does certify that the principals referenced in subdivision (b)(2)(i) of this certification have not participated, and will not participate, in any action contrary to paragraphs (a)(1) through (a)(3) of this certification; and

(iii) As an agent, has not personally participated, and will not participate, in any action contrary to paragraphs (a)(1) through (a)(3) of this certification.

(c) If the bidder deletes or modifies paragraph (a)(2) of this certification, the bidder must furnish with its offer a signed statement setting forth in detail the circumstances of the disclosure.

2.3 DRUG FREE WORKPLACE

By submitting a bid, the Bidder certifies that Bidder will maintain a drug free workplace in accordance with the requirements of Title 44, Chapter 107 of South Carolina Code of Laws, as amended.

2.4 CERTIFICATION REGARDING DEBARMENT AND OTHER RESPONSIBILITY MATTERS

(a) (1) By submitting an Bid, Bidder certifies, to the best of its knowledge and belief, that-

(i) Bidder and/or any of its Principals-

(A) Are not presently debarred, suspended, proposed for debarment, or declared ineligible for the award of contracts by any state or federal agency;

(B) Have not, within a three-year period preceding this bid, been convicted of or had a civil judgment rendered against them for: commission of fraud or a criminal offense in

OSE FORM 00201

STANDARD SUPPLEMENTAL INSTRUCTIONS TO BIDDERS

connection with obtaining, attempting to obtain, or performing a public (Federal, state, or local) contract or subcontract; violation of Federal or state antitrust statutes relating to the submission of bids; or commission of embezzlement, theft, forgery, bribery, falsification or destruction of records, making false statements, tax evasion, or receiving stolen property; and

(C) Are not presently indicted for, or otherwise criminally or civilly charged by a governmental entity with, commission of any of the offenses enumerated in paragraph (a)(1)(i)(B) of this provision.

(ii) Bidder has not, within a three-year period preceding this bid, had one or more contracts terminated for default by any public (Federal, state, or local) entity.

(2) "Principals," for the purposes of this certification, means officers; directors; owners; partners; and, persons having primary management or supervisory responsibilities within a business entity (e.g., general manager; plant manager; head of a subsidiary, division, or business segment, and similar positions).

(b) Bidder shall provide immediate written notice to the Procurement Officer if, at any time prior to contract award, Bidder learns that its certification was erroneous when submitted or has become erroneous by reason of changed circumstances.

(c) If Bidder is unable to certify the representations stated in paragraphs (a)(1), Bid must submit a written explanation regarding its inability to make the certification. The certification will be considered in connection with a review of the Bidder's responsibility. Failure of the Bidder to furnish additional information as requested by the Procurement Officer may render the Bidder nonresponsive.

(d) Nothing contained in the foregoing shall be construed to require establishment of a system of records in order to render, in good faith, the certification required by paragraph (a) of this provision. The knowledge and information of an Bidder is not required to exceed that which is normally possessed by a prudent person in the ordinary course of business dealings.

(e) The certification in paragraph (a) of this provision is a material representation of fact upon which reliance was placed when making award. If it is later determined that the Bidder knowingly or in bad faith rendered an erroneous certification, in addition to other remedies available to the State, the Procurement Officer may terminate the contract resulting from this solicitation for default.

2.5 ETHICS CERTIFICATE

By submitting a bid, the bidder certifies that the bidder has and will comply with, and has not, and will not, induce a person to violate Title 8, Chapter 13 of the South Carolina Code of Laws, as amended (ethics act). The following statutes require special attention: Section 8-13-700, regarding use of official position for financial gain; Section 8-13-705, regarding gifts to influence action of public official; Section 8-13-720, regarding offering money for advice or assistance of public official; Sections 8-13-755 and 8-13-760, regarding restrictions on employment by former public official; Section 8-13-775, prohibiting public official with economic interests from acting on contracts; Section 8-13-790, regarding recovery of kickbacks; Section 8-13-1150, regarding statements to be filed by consultants; and Section 8-13-1342, regarding restrictions on contributions by contractor to candidate who participated in awarding of contract. The state may rescind any contract and recover all amounts expended as a result of any action taken in violation of this provision. If contractor participates, directly or indirectly, in the evaluation or award of public contracts, including without limitation, change orders or task orders regarding a public contract, contractor shall, if required by law to file such a statement, provide the statement required by Section 8-13-1150 to the procurement officer at the same time the law requires the statement to be filed.

2.6 RESTRICTIONS APPLICABLE TO BIDDERS & GIFTS

Violation of these restrictions may result in disqualification of your bid, suspension or debarment, and may constitute a violation of the state Ethics Act. (a) After issuance of the solicitation, ***bidder agrees not to discuss this procurement activity in any way with the Owner or its employees, agents or officials.*** All communications must be solely with the Procurement Officer. This restriction may be lifted by express written permission from the Procurement Officer. This restriction expires once a contract has been formed. (b) Unless otherwise approved in writing by the Procurement

OSE FORM 00201**STANDARD SUPPLEMENTAL INSTRUCTIONS TO BIDDERS**

Officer, *bidder agrees not to give anything to the Owner, any affiliated organizations, or the employees, agents or officials of either, prior to award.* (c) Bidder acknowledges that the policy of the State is that a governmental body should not accept or solicit a gift, directly or indirectly, from a donor if the governmental body has reason to believe the donor has or is seeking to obtain contractual or other business or financial relationships with the governmental body. Regulation 19-445.2165(C) broadly defines the term donor.

2.7. Delete Section 3.1.1 and substitute the following:

3.1.1 Bidders may obtain complete sets of the Bidding Documents from the issuing office designated in the Advertisement in the number and for the deposit sum, if any, stated therein. If so provided in the Advertisement, the deposit will be refunded to all plan holders who return the Bidding Documents in good condition within ten days after receipt of Bids. The cost of replacement of missing or damaged documents will be deducted from the deposit. A Bidder receiving a Contract award may retain the Bidding Documents and the Bidder's deposit will be refunded.

2.8. Delete the language of Section 3.1.2 and insert the word "Reserved."

2.9. In Section 3.1.4, delete the words "and Architect may make" and substitute the words "has made."

2.10. Insert the following Section 3.1.5

3.1.5 All persons obtaining Bidding Documents from the issuing office designated in the Advertisement shall provide that office with Bidder's contact information to include the Bidder's name, telephone number, mailing address, and email address.

2.11. In Section 3.2.2:

Delete the words "and Sub-bidders"

Delete the word "seven" and substitute the word "ten"

2.12. In Section 3.2.3:

In the first Sentence, insert the word "written" before the word "Addendum."

Insert the following at the end of the section:

As provided in Regulation 19-445.2042(B), nothing stated at the pre-bid conference shall change the Bidding Documents unless a change is made by written Addendum.

2.13. Insert the following at the end of Section 3.3.1:

Reference in the Bidding Documents to a designated material, product, thing, or service by specific brand or trade name followed by the words "or equal" and "or approved equal" shall be interpreted as establishing a standard of quality and shall not be construed as limiting competition.

2.14. Delete Section 3.3.2 and substitute the following:

3.3.2 No request to substitute materials, products, or equipment for materials, products, or equipment described in the Bidding Documents and no request for addition of a manufacturer or supplier to a list of approved manufacturers or suppliers in the Bidding Documents will be considered prior to receipt of Bids unless written request for approval has been received by the Architect at least ten days prior to the date for receipt of Bids established in the Invitation for Bids. Any subsequent extension of the date for receipt of Bids by addendum shall not extend the date for receipt of such requests unless the addendum so specifies. Such requests shall include the name of the material or equipment for which it is to be substituted and a complete description of the proposed substitution including drawings, performance and test data, and other information necessary for an evaluation. A statement setting forth changes in other materials, equipment or other portions of the Work, including changes in the work of other contracts that incorporation of the proposed substitution would require, shall be included. The burden of proof of the merit of the proposed substitution is upon the proposer. The Architect's decision of approval or disapproval of a proposed substitution shall be final.

2.15. Delete Section 3.4.3 and substitute the following:

3.4.3 Addenda will be issued no later than 120 hours prior to the time for receipt of Bids except an Addendum withdrawing the request for Bids or one which includes postponement of the date for receipt of Bids.

OSE FORM 00201**STANDARD SUPPLEMENTAL INSTRUCTIONS TO BIDDERS**

2.16. Insert the following Sections 3.4.5 and 3.4.6:

3.4.5 When the date for receipt of Bids is to be postponed and there is insufficient time to issue a written Addendum prior to the original Bid Date, Owner will notify prospective Bidders by telephone or other appropriate means with immediate follow up with a written Addendum. This Addendum will verify the postponement of the original Bid Date and establish a new Bid Date. The new Bid Date will be no earlier than the fifth (5th) calendar day after the date of issuance of the Addendum postponing the original Bid Date.

3.4.6. If an emergency or unanticipated event interrupts normal government processes so that bids cannot be received at the government office designated for receipt of bids by the exact time specified in the solicitation, the time specified for receipt of bids will be deemed to be extended to the same time of day specified in the solicitation on the first work day on which normal government processes resume. In lieu of an automatic extension, an Addendum may be issued to reschedule bid opening. If state offices are closed at the time a pre-bid or pre-proposal conference is scheduled, an Addendum will be issued to reschedule the conference. Useful information may be available at: http://www.scemd.org/scgovweb/weather_alert.html

2.17. In Section 4.1.1, delete the word "forms" and substitute the words "SE-330 Bid Form."**2.18. Delete Section 4.1.2 and substitute the following:**

4.1.2 Any blanks on the bid form to be filled in by the Bidder shall be legibly executed in a non-erasable medium. Bids shall be signed in ink or other indelible media.

2.19. Delete Section 4.1.3 and substitute the following:

4.1.3 Sums shall be expressed in figures.

2.20. Insert the following at the end of Section 4.1.4:

Bidder shall not make stipulations or qualify his bid in any manner not permitted on the bid form. An incomplete Bid or information not requested that is written on or attached to the Bid Form that could be considered a qualification of the Bid, may be cause for rejection of the Bid.

2.21. Delete Section 4.1.5 and substitute the following:

4.1.5 All requested Alternates shall be bid. The failure of the bidder to indicate a price for an Alternate shall render the Bid non-responsive. Indicate the change to the Base Bid by entering the dollar amount and marking, as appropriate, the box for "ADD TO" or "DEDUCT FROM". If no change in the Base Bid is required, enter "ZERO" or "No Change." For add alternates to the base bid, Subcontractor(s) listed on page BF-2 of the Bid Form to perform Alternate Work may be used for both Alternates and Base Bid Work if Alternates are accepted.

2.22. Delete Section 4.1.6 and substitute the following:

4.1.6 Pursuant to Title 11, Chapter 35, Section 3020(b)(i) of the South Carolina Code of Laws, as amended, Section 7 of the Bid Form sets forth a list of subcontractor specialties for which Bidder is required to list only the subcontractors Bidder will use to perform the work of each listed specialty. Bidder must follow the Instructions in the Bid Form for filling out this section of the Bid Form. Failure to properly fill out Section 7 may result in rejection of Bidder's bid as non-responsive.

2.23. Delete Section 4.1.7 and substitute the following:

4.1.7 Each copy of the Bid shall state the legal name of the Bidder and the nature of legal form of the Bidder. Each copy shall be signed by the person or persons legally authorized to bind the Bidder to a contract. A Bid submitted by an agent shall have a current power of attorney attached certifying the agent's authority to bind the Bidder.

2.24. Delete Section 4.2.1 and substitute the following:

4.2.1 If required by the Invitation for Bids, each Bid shall be accompanied by a bid security in an amount of not less than five percent of the Base Bid. The bid security shall be a bid bond or a certified cashier's check. The Bidder pledges to enter into a Contract with the Owner on the terms stated in the Bid and will, if required, furnish bonds covering the faithful performance of the Contract and payment of all obligations arising thereunder. Should the Bidder refuse to enter into such Contract or fail to furnish such bonds if required, the amount of the bid security shall be forfeited to the Owner as liquidated damages, not as a penalty.

OSE FORM 00201**STANDARD SUPPLEMENTAL INSTRUCTIONS TO BIDDERS****2.25. Delete Section 4.2.2 and substitute the following:**

4.2.2 If a surety bond is required, it shall be written on AIA Document A310, Bid Bond, and the attorney-in-fact who executes the bond on behalf of the surety shall affix to the bond a certified and current copy of the power of attorney. The bid bond shall:

- .1** Be issued by a surety company licensed to do business in South Carolina;
- .2** Be issued by a surety company having, at a minimum, a "Best Rating" of "A" as stated in the most current publication of "Best's Key Rating Guide, Property-Casualty", which company shows a financial strength rating of at least five (5) times the contract price.
- .3** Be enclosed in the bid envelope at the time of Bid Opening, either in paper copy or as an electronic bid bond authorization number provided on the Bid Form and issued by a firm or organization authorized by the surety to receive, authenticate and issue binding electronic bid bonds on behalf the surety.

2.26. Delete Section 4.2.3 and substitute the following:

4.2.3 By submitting a bid bond via an electronic bid bond authorization number on the Bid Form and signing the Bid Form, the Bidder certifies that an electronic bid bond has been executed by a Surety meeting the standards required by the Bidding Documents and the Bidder and Surety are firmly bound unto the State of South Carolina under the conditions provided in this Section 4.2.

2.27. Insert the following Section 4.2.4:

4.2.4 The Owner will have the right to retain the bid security of Bidders to whom an award is being considered until either (a) the Contract has been executed and performance and payment bonds, if required, have been furnished, or (b) the specified time has elapsed so that Bids may be withdrawn or (c) all Bids have been rejected.

2.28. Delete Section 4.3.1 and substitute the following:

4.3.1 All copies of the Bid, the bid security, if any, and any other documents required to be submitted with the Bid shall be enclosed in a sealed opaque envelope. The envelope shall, unless hand delivered by the Bidder, be addressed to the Owner's designated purchasing office as shown in the Invitation for Bids. The envelope shall be identified with the Project name, the Bidder's name and address and, if applicable, the designated portion of the Work for which the Bid is submitted. If the Bid is sent by mail or special delivery service (UPS, Federal Express, etc.), the envelope should be labeled "BID ENCLOSED" on the face thereof. Bidders hand delivering their Bids shall deliver Bids to the place of the Bid Opening as shown in the Invitation for Bids. Whether or not Bidders attend the Bid Opening, they shall give their Bids to the Owner's procurement officer or his/her designee as shown in the Invitation for Bids prior to the time of the Bid Opening.

2.29. Insert the following Section 4.3.6 and substitute the following:

4.3.5 The official time for receipt of Bids will be determined by reference to the clock designated by the Owner's procurement officer or his/her designee. The procurement officer conducting the Bid Opening will determine and announce that the deadline has arrived and no further Bids or bid modifications will be accepted. All Bids and bid modifications in the possession of the procurement officer at the time the announcement is completed will be timely, whether or not the bid envelope has been date/time stamped or otherwise marked by the procurement officer.

2.30. Delete Section 4.4.2 and substitute the following:

4.4.2 Prior to the time and date designated for receipt of Bids, a Bid submitted may be withdrawn in person or by written notice to the party receiving Bids at the place designated for receipt of Bids. Withdrawal by written notice shall be in writing over the signature of the Bidder.

2.31. In Section 5.1, delete everything following the caption "OPENING OF BIDS" and substitute the following:

5.1.1 Bids received on time will be publicly opened and will be read aloud. Owner will not read aloud Bids that Owner determines, at the time of opening, to be non-responsive. .

5.1.2 At bid opening, Owner will announce the date and location of the posting of the Notice of Intended Award.

5.1.3 Owner will send a copy of the final Bid Tabulation to all Bidders within ten (10) working days of the Bid Opening.

OSE FORM 00201**STANDARD SUPPLEMENTAL INSTRUCTIONS TO BIDDERS**

5.1.4 If Owner determines to award the Project, Owner will, after posting a Notice of Intended Award, send a copy of the Notice to all Bidders.

5.1.5 If only one Bid is received, Owner will open and consider the Bid.

2.32. *In Section 5.2, insert the section number "5.2.1" before the words of the "The Owner" at the beginning of the sentence.*

2.33. *Insert the following Sections 5.2.2 and 5.2.3:*

5.2.2 The reasons for which the Owner will reject Bids include, but are not limited to:

- .1** Failure by a Bidder to be represented at a Mandatory Pre-Bid Conference or site visit;
- .2** Failure to deliver the Bid on time;
- .3** Failure to comply with Bid Security requirements, except as expressly allowed by law;
- .4** Listing an invalid electronic Bid Bond authorization number on the bid form;
- .5** Failure to Bid an Alternate, except as expressly allowed by law;
- .6** Failure to list qualified Subcontractors as required by law;
- .7** Showing any material modification(s) or exception(s) qualifying the Bid;
- .8** Faxing a Bid directly to the Owner or their representative; or
- .9** Failure to include a properly executed Power-of-Attorney with the bid bond.

5.2.3 The Owner may reject a Bid as nonresponsive if the prices bid are materially unbalanced between line items or sub-line items. A bid is materially unbalanced when it is based on prices significantly less than cost for some work and prices which are significantly overstated in relation to cost for other work, and if there is a reasonable doubt that the bid will result in the lowest overall cost to the Owner even though it may be the low evaluated bid, or if it is so unbalanced as to be tantamount to allowing an advance payment.

2.34. *Delete Section 6.1 and substitute the following:*

6.1 CONTRACTOR'S RESPONSIBILITY

Owner will make a determination of Bidder's responsibility before awarding a contract. Bidder shall provide all information and documentation requested by the Owner to support the Owner's evaluation of responsibility. Failure of Bidder to provide requested information is cause for the Owner, at its option, to determine the Bidder to be non-responsive

2.35. *Delete the language of Section 6.2 and insert the word "Reserved."*

2.36. *Delete the language of Sections 6.3.2, 6.3.3, and 6.3.4 and insert the word "Reserved" after each Section Number.*

2.37. *Insert the following Section 6.4*

6.4 CLARIFICATION

Pursuant to Section 11-35-1520(8), the Procurement Officer may elect to communicate with a Bidder after opening for the purpose of clarifying either the Bid or the requirements of the Invitation for Bids. Such communications may be conducted only with Bidders who have submitted a Bid which obviously conforms in all material aspects to the Invitation for Bids and only in accordance with Appendix D (Paragraph A(6)) to the Manual for Planning and Execution of State Permanent Improvement, Part II. Clarification of a Bid must be documented in writing and included with the Bid. Clarifications may not be used to revise a Bid or the Invitation for Bids. [Section 11-35-1520(8); R.19-445.2080]

2.38. *Delete Section 7.1.2 and substitute the following:*

7.1.2 The performance and payment bonds shall conform to the requirements of Section 11.4 of the General Conditions of the Contract. If the furnishing of such bonds is stipulated in the Bidding Documents, the cost shall be included in the Bid.

2.39. *Delete the language of Section 7.1.3 and insert the word "Reserved."*

2.40. *In Section 7.2, insert the words "CONTRACT, CERTIFICATES OF INSURANCE" into the caption after the word "Delivery."*

OSE FORM 00201**STANDARD SUPPLEMENTAL INSTRUCTIONS TO BIDDERS****2.41. Delete Section 7.2.1 and substitute the following:**

7.2.1 After expiration of the protest period, the Owner will tender a signed Contract for Construction to the Bidder and the Bidder shall return the fully executed Contract for Construction to the Owner within seven days thereafter. The Bidder shall deliver the required bonds and certificate of insurance to the Owner not later than three days following the date of execution of the Contract. Failure to deliver these documents as required shall entitle the Owner to consider the Bidder's failure as a refusal to enter into a contract in accordance with the terms and conditions of the Bidder's Bid and to make claim on the Bid Security for re-procurement cost.

2.42. Delete the language of Section 7.2.2 and insert the word "Reserved."**2.43. Delete the language of Article 8 and insert the following:**

Unless otherwise required in the Bidding Documents, the Agreement for the Work will be written on South Carolina Modified AIA Document A101, 2007, Standard Form of Agreement Between Owner and Contractor as modified by OSE Form 00501 – Standard Modification to Agreement Between Owner and Contractor.

2.44. Insert the following Article 9:**ARTICLE 9 MISCELLANEOUS****9.1 NONRESIDENT TAXPAYER REGISTRATION AFFIDAVIT INCOME TAX WITHHOLDING IMPORTANT TAX NOTICE - NONRESIDENTS ONLY**

Withholding Requirements for Payments to Nonresidents: Section 12-8-550 of the South Carolina Code of Laws requires persons hiring or contracting with a nonresident conducting a business or performing personal services of a temporary nature within South Carolina to withhold 2% of each payment made to the nonresident. The withholding requirement does not apply to (1) payments on purchase orders for tangible personal property when the payments are not accompanied by services to be performed in South Carolina, (2) nonresidents who are not conducting business in South Carolina, (3) nonresidents for contracts that do not exceed \$10,000 in a calendar year, or (4) payments to a nonresident who (a) registers with either the S.C. Department of Revenue or the S.C. Secretary of State and (b) submits a Nonresident Taxpayer Registration Affidavit - Income Tax Withholding, Form I-312 to the person letting the contract.

For information about other withholding requirements (e.g., employee withholding), contact the Withholding Section at the South Carolina Department of Revenue at 803-898-5383 or visit the Department's website at: www.sctax.org

This notice is for informational purposes only. This Owner does not administer and has no authority over tax issues. All registration questions should be directed to the License and Registration Section at 803-898-5872 or to the South Carolina Department of Revenue, Registration Unit, Columbia, S.C. 29214-0140. All withholding questions should be directed to the Withholding Section at 803-898- 5383.

PLEASE SEE THE "NONRESIDENT TAXPAYER REGISTRATION AFFIDAVIT INCOME TAX WITHHOLDING" FORM (FORM NUMBER I-312) LOCATED AT: <http://www.sctax.org/Forms+and+Instructions/withholding/default.htm> .

9.2 CONTRACTOR LICENSING

Contractors and Subcontractors listed in Section 7 of the Bid Form who are required by the South Carolina Code of Laws to be licensed, must be licensed at the time of bidding.

9.3 SUBMITTING CONFIDENTIAL INFORMATION

For every document Bidder submits in response to or with regard to this solicitation or request, Bidder must separately mark with the word "CONFIDENTIAL" every page, or portion thereof, that Bidder contends contains information that is exempt from public disclosure because it is either (a) a trade secret as defined in Section 30-4-40(a)(1), or (b) privileged & confidential, as that phrase is used in Section 11-35-410. For every document Bidder submits in response to or with regard to this solicitation or request, Bidder must separately mark with the words "TRADE SECRET" every page, or portion thereof, that Bidder contends contains a trade secret as that term is defined by Section 39-8-20 of the Trade Secrets Act. For every document Bidder submits in response to or with regard to this solicitation or request, Bidder must separately mark with the word "PROTECTED" every page, or portion thereof, that Bidder contends is protected by Section 11-35-1810. All markings must be conspicuous; use color, bold, underlining, or some other method in order to conspicuously distinguish the mark from the other text. Do not mark your entire bid as confidential, trade secret, or protected! If your bid, or any part thereof, is improperly marked as confidential or trade

OSE FORM 00201**STANDARD SUPPLEMENTAL INSTRUCTIONS TO BIDDERS**

secret or protected, the State may, in its sole discretion, determine it nonresponsive. If only portions of a page are subject to some protection, do not mark the entire page. By submitting a response to this solicitation, Bidder (1) agrees to the public disclosure of every page of every document regarding this solicitation or request that was submitted at any time prior to entering into a contract (including, but not limited to, documents contained in a response, documents submitted to clarify a response, & documents submitted during negotiations), unless the page is conspicuously marked "TRADE SECRET" or "CONFIDENTIAL" or "PROTECTED", (2) agrees that any information not marked, as required by these bidding instructions, as a "Trade Secret" is not a trade secret as defined by the Trade Secrets Act, & (3) agrees that, notwithstanding any claims or markings otherwise, any prices, commissions, discounts, or other financial figures used to determine the award, as well as the final contract amount, are subject to public disclosure. In determining whether to release documents, the State will detrimentally rely on Bidders's marking of documents, as required by these bidding instructions, as being either "Confidential" or "Trade Secret" or "PROTECTED". By submitting a response, Bidder agrees to defend, indemnify & hold harmless the State of South Carolina, its officers & employees, from every claim, demand, loss, expense, cost, damage or injury, including attorney's fees, arising out of or resulting from the State withholding information that Bidder marked as "confidential" or "trade secret" or "PROTECTED".

9.4 POSTING OF INTENT TO AWARD

Notice of Intent to Award, SE-370, will be posted at the following location:

Room or Area of Posting: Lobby

Building Where Posted: Facilities Management Center

Address of Building: 743 Greene Street, Columbia, SC 29208

WEB site address (if applicable): <http://purchasing.sc.edu> See Facilities/Construction Solicitations & Awards

Posting date will be announced at bid opening. In addition to posting the notice, the Owner will promptly send all responsive bidders a copy of the notice of intent to award and the final bid tabulation

9.5 PROTEST OF SOLICITATION OR AWARD

Any prospective bidder, offeror, contractor, or subcontractor who is aggrieved in connection with the solicitation of a contract shall protest within fifteen days of the date of issuance of the applicable solicitation document at issue. Any actual bidder, offeror, contractor, or subcontractor who is aggrieved in connection with the intended award or award of a contract shall protest within ten days of the date notification of intent to award is posted in accordance with Title 11, Chapter 35, Section 4210 of the South Carolina Code of Laws, as amended. A protest shall be in writing, shall set forth the grounds of the protest and the relief requested with enough particularity to give notice of the issues to be decided, and must be received by the State Engineer within the time provided.

Any protest must be addressed to the CPO, Office of State Engineer, and submitted in writing:

(a) by email to protest-ose@mmo.sc.gov,

(b) by facsimile at 803-737-0639, or

(c) by post or delivery to 1201 Main Street, Suite 600, Columbia, SC 29201.

By submitting a protest to the foregoing email address, you (and any person acting on your behalf) consent to receive communications regarding your protest (and any related protests) at the e-mail address from which you sent your protest.

9.6 SOLICITATION INFORMATION FROM SOURCES OTHER THAN OFFICIAL SOURCE

South Carolina Business Opportunities (SCBO) is the official state government publication for State of South Carolina solicitations. Any information on State agency solicitations obtained from any other source is unofficial and any reliance placed on such information is at the bidder's sole risk and is without recourse under the South Carolina Consolidated Procurement Code.

9.7 BUILDER'S RISK INSURANCE

Bidder's are directed to Article 11.3 of the South Carolina Modified AIA Document A201, 2007 Edition, which, unless provided otherwise in the bid documents, requires the contractor to provide builder's risk insurance on the project.

OSE FORM 00201**STANDARD SUPPLEMENTAL INSTRUCTIONS TO BIDDERS**

9.8 TAX CREDIT FOR SUBCONTRACTING WITH MINORITY FIRMS

Pursuant to Section 12-6-3350, taxpayers, who utilize certified minority subcontractors, may take a tax credit equal to 4% of the payments they make to said subcontractors. The payments claimed must be based on work performed directly for a South Carolina state contract. The credit is limited to a maximum of fifty thousand dollars annually. The taxpayer is eligible to claim the credit for 10 consecutive taxable years beginning with the taxable year in which the first payment is made to the subcontractor that qualifies for the credit. After the above ten consecutive taxable years, the taxpayer is no longer eligible for the credit. The credit may be claimed on Form TC-2, "Minority Business Credit." A copy of the subcontractor's certificate from the Governor's Office of Small and Minority Business (OSMBA) is to be attached to the contractor's income tax return. Taxpayers must maintain evidence of work performed for a State contract by the minority subcontractor. Questions regarding the tax credit and how to file are to be referred to: SC Department of Revenue, Research and Review, Phone: (803) 898-5786, Fax: (803) 898-5888. The subcontractor must be certified as to the criteria of a "Minority Firm" by the Governor's Office of Small and Minority Business Assistance (OSMBA). Certificates are issued to subcontractors upon successful completion of the certification process. Questions regarding subcontractor certification are to be referred to: Governor's Office of Small and Minority Business Assistance, Phone: (803) 734-0657, Fax: (803) 734-2498. Reference: SC §11-35-5010 – Definition for Minority Subcontractor & SC §11-35-5230 (B) – Regulations for Negotiating with State Minority Firms.

§ 9.9 OTHER SPECIAL CONDITIONS OF THE WORK

END OF DOCUMENT

AIA Document A 310

Bid Bond

Bidder Notification:

This AIA Document is included by reference only.

**Originals are available at the following location should the Bidder wish to
examine the contents of the Document.**

Engineer's Office:

**Peritus Engineers & Associates, Inc.
10 E. Dorchester Blvd.
Greenville, SC**

To View a Copy Call

(864) 277-8287

**SE-330 – LUMP SUM BID
BID FORM**

2011 Edition
Rev. 9/21/2011

Bidders shall submit bids on only Bid Form SE-330.

BID SUBMITTED BY: _____
(Bidder's Name)

BID SUBMITTED TO: University of South Carolina
(Owner's Name)

FOR PROJECT: PROJECT NAME HODGE CENTER COOLING TOWERS REPLACEMENT
PROJECT NUMBER H34-9542-JM-C

OFFER

§ 1. In response to the Invitation for Construction Bids and in compliance with the Instructions to Bidders for the above-named Project, the undersigned Bidder proposes and agrees, if this Bid is accepted, to enter into a Contract with the Owner on the terms included in the Bidding Documents, and to perform all Work as specified or indicated in the Bidding Documents, for the prices and within the time frames indicated in this Bid and in accordance with the other terms and conditions of the Bidding Documents.

§ 2. Pursuant to Section 11-32-3030(1) of the SC Code of Laws, as amended, Bidder has submitted Bid Security as follows in the amount and form required by the Bidding Documents:

☐ Bid Bond with Power of Attorney ☐ Electronic Bid Bond ☐ Cashier's Check

(Bidder check one)

§ 3. Bidder acknowledges the receipt of the following Addenda to the Bidding Documents and has incorporated the effects of said Addenda into this Bid:

ADDENDUM No: _____

§ 4. Bidder accepts all terms and conditions of the Invitation for Bids, including, without limitation, those dealing with the disposition of Bid Security. Bidder agrees that this Bid, including all Bid Alternates, if any, may not be revoked or withdrawn after the opening of bids, and shall remain open for acceptance for a period of 60 Days following the Bid Date, or for such longer period of time that Bidder may agree to in writing upon request of the Owner.

§ 5. Bidder herewith offers to provide all labor, materials, equipment, tools of trades and labor, accessories, appliances, warranties and guarantees, and to pay all royalties, fees, permits, licenses and applicable taxes necessary to complete the following items of construction work:

§ 6.1 **BASE BID WORK** *(as indicated in the Bidding Documents and generally described as follows):* Removal and Replacement of cooling towers (CT-1 and CT-3) including electrical and structural work necessary for a complete project.

_____, which sum is hereafter called the Base Bid.
(Bidder - insert Base Bid Amount on line above)

**SE-330 – LUMP SUM BID
BID FORM**

2011 Edition
Rev. 9/21/2011

§ 6.2 BID ALTERNATES - as indicated in the Bidding Documents and generally described as follows:

ALTERNATE # 1 (Brief Description): _____

☐ **ADD TO** or ☐ **DEDUCT FROM BASE BID:** _____

(Bidder to Mark appropriate box to clearly indicate the price adjustment offered for each alternate)

ALTERNATE # 2 (Brief Description): _____

☐ **ADD TO** or ☐ **DEDUCT FROM BASE BID:** _____

(Bidder to Mark appropriate box to clearly indicate the price adjustment offered for each alternate)

ALTERNATE # 3 (Brief Description): _____

☐ **ADD TO** or ☐ **DEDUCT FROM BASE BID:** _____

(Bidder to Mark appropriate box to clearly indicate the price adjustment offered for each alternate)

**SE-330 – LUMP SUM BID
BID FORM**

2011 Edition
Rev. 9/21/2011

§ 7. LISTING OF PROPOSED SUBCONTRACTORS PURSUANT TO SECTION 3020(b)(i), CHAPTER 35, TITLE 11 OF THE SOUTH CAROLINA CODE OF LAWS, AS AMENDED – (See *Instructions on the following page BF-2A*)

Bidder shall use the below-listed Subcontractors in the performance of the Subcontractor Specialty work listed:

SUBCONTRACTOR SPECIALTY By License Classification and/or Subclassification (Completed by Owner)	SUBCONTRACTOR'S PRIME CONTRACTOR'S NAME (Must be completed by Bidder) BASE BID	SUBCONTRACTOR'S PRIME CONTRACTOR'S SC LICENSE NUMBER
ALTERNATE 1		
ALTERNATE 2		
ALTERNATE 3		

If a Bid Alternate is accepted, Subcontractors listed for the Bid Alternate shall be used for the work of both the Alternate and the Base Bid work.

INSTRUCTIONS FOR SUBCONTRACTOR LISTING

1. Section 7 of the Bid Form sets forth a list of subcontractor specialties for which bidder is required to identify by name the subcontractor(s) Bidder will use to perform the work of each listed specialty. Bidder must identify only the subcontractor(s) who will perform the work and no others.
2. For purposes of subcontractor listing, a Subcontractor is an entity who will perform work or render service to the prime contractor to or about the construction site. Material suppliers, manufacturers, and fabricators that will not perform physical work at the site of the project but will only supply materials or equipment to the bidder or proposed subcontractor(s) are not subcontractors and Bidder should not insert their names in the spaces provided on the bid form. Likewise, Bidder should not insert the names of sub-subcontractors in the spaces provided on the bid form but only the names of those entities with which bidder will contract directly.
3. Bidder must only insert the names of subcontractors who are qualified to perform the work of the listed specialties as specified in the Bidding Documents and South Carolina Licensing Laws.
4. If under the terms of the Bidding Documents, Bidder is qualified to perform the work of a specialty listed and Bidder does not intend to subcontract such work but to use Bidder's own employees to perform such work, the Bidder must insert its own name in the space provided for that specialty.
5. If Bidder intends to use multiple subcontractors to perform the work of a single specialty listing, Bidder must insert the name of each subcontractor Bidder will use, preferably separating the name of each by the word **"and"**. If Bidder intends to use both his own employees to perform a part of the work of a single specialty listing and to use one or more subcontractors to perform the remaining work for that specialty listing, bidder must insert his own name and the name of each subcontractor, preferably separating the name of each with the word **"and"**.
6. Bidder may not list subcontractors in the alternative nor in a form that may be reasonably construed at the time of bid opening as a listing in the alternative. A listing that requires subsequent explanation to determine whether or not it is a listing in the alternative is non-responsive. If bidder intends to use multiple entities to perform the work for a single specialty listing, bidder must clearly set forth on the bid form such intent. Bidder may accomplish this by simply inserting the word **"and"** between the name of each entity listed for that specialty. Owner will reject as non-responsive a listing that contains the names of multiple subcontractors separated by a blank space, the word **"or"**, a virgule (that is a /), or any separator that the Owner may reasonably interpret as a listing in the alternative.
7. If Bidder is awarded the contract, bidder must, except with the approval of the owner for good cause shown, use the listed entities to perform the work for which they are listed.
8. If bidder is awarded the contract, bidder will not be allowed to substitute another entity as subcontractor in place of a subcontractor listed in Section 7 of the Bid except for one or more of the reasons allowed by the SC Code of Laws.
9. Bidder's failure to insert a name for each listed specialty subcontractor will render the Bid non-responsive.

**SE-330 – LUMP SUM BID
BID FORM**

2011 Edition
Rev. 9/21/2011

§ 8. LIST OF MANUFACTURERS, MATERIAL SUPPLIERS, AND SUBCONTRACTORS OTHER THAN SUBCONTRACTORS LISTED IN SECTION 7 ABOVE (FOR INFORMATION ONLY): Pursuant to instructions in the Invitation for Bids, if any, Bidder will provide to Owner upon the Owner's request and within 24 hours of such request, a listing of manufacturers, material suppliers, and subcontractors, other than those listed in Section 7 above, that Bidder intends to use on the project. Bidder acknowledges and agrees that this list is provided for purposes of determining responsibility and not pursuant to the subcontractor listing requirements of SC Code Ann § 11-35-3020(b)(i).

§ 9. TIME OF CONTRACT PERFORMANCE AND LIQUIDATED DAMAGES

a. **CONTRACT TIME:** Bidder agrees that the Date of Commencement of the Work shall be established in a Notice to Proceed to be issued by the Owner. Bidder agrees to substantially complete the Work within 90 calendar days from the Date of Commencement, subject to adjustments as provided in the Contract Documents.

b. **LIQUIDATED DAMAGES:** Bidder further agrees that from the compensation to be paid, the Owner shall retain as Liquidated Damages the sum of \$200 for each calendar day the actual construction time required to achieve Substantial Completion exceeds the specified or adjusted time for Substantial Completion as provided in the Contract Documents. This sum is intended by the parties as the predetermined measure of compensation for actual damages, not as a penalty for nonperformance.

§ 10. AGREEMENTS

- a. Bidder agrees that this bid is subject to the requirements of the law of the State of South Carolina.
- b. Bidder agrees that at any time prior to the issuance of the Notice to Proceed for this Project, this Project may be canceled for the convenience of, and without cost to, the State.
- c. Bidder agrees that neither the State of South Carolina nor any of its agencies, employees or agents shall be responsible for any bid preparation costs, or any costs or charges of any type, should all bids be rejected or the Project canceled for any reason prior to the issuance of the Notice to Proceed.

§ 11. ELECTRONIC BID BOND

By signing below, the Principal is affirming that the identified electronic bid bond has been executed and that the Principal and Surety are firmly bound unto the State of South Carolina under the terms and conditions of the AIA Document A310, Bid Bond, included in the Bidding Documents.

Electronic Bid Bond Number: _____

Signature and Title: _____

**SE-330 – LUMP SUM BID
BID FORM**

2011 Edition
Rev. 9/21/2011

BIDDER'S TAXPAYER IDENTIFICATION

FEDERAL EMPLOYER'S IDENTIFICATION NUMBER: _____

OR

SOCIAL SECURITY NUMBER: _____

CONTRACTOR'S CLASSIFICATIONS AND SUBCLASSIFICATIONS WITH LIMITATIONS

Classification(s) & Limits: _____

Subclassification(s) & Limits: _____

SC Contractor's License Number(s): _____

BY SIGNING THIS BID, THE PERSON SIGNING REAFFIRMS ALL REPRESENTATIONS AND CERTIFICATIONS MADE BY BOTH THE PERSON SIGNING AND THE BIDDER, INCLUDING WITHOUT LIMITATION, THOSE APPEARING IN ARTICLE 2 OF THE INSTRUCTIONS TO BIDDER. THE INVITATION FOR BIDS, AS DEFINED IN THE INSTRUCTIONS TO BIDDERS, IS EXPRESSLY INCORPORATE BY REFERENCE.

SIGNATURE

BIDDER'S LEGAL NAME: _____

ADDRESS: _____

BY: _____
(Signature)

DATE: _____

TITLE: _____

TELEPHONE: _____

EMAIL: _____

AIA Documents A 101 – 2007 Edition

Bidder Notification:

This AIA Document is included by reference only.

**Originals are available at the following location should the Bidder wish to
examine the contents of the Document.**

Engineer's Office:

**Peritus Engineers & Associates, Inc.
10 E. Dorchester Blvd.
Greenville, SC**

To View a Copy Call

(864) 277-8287

**STANDARD MODIFICATIONS TO AGREEMENT BETWEEN
OWNER AND CONTRACTOR**

OWNER: University of South Carolina

PROJECT NUMBER: H34-9542-JM-C

PROJECT NAME: HODGE CENTER COOLING TOWERS REPLACEMENT

1. STANDARD MODIFICATIONS TO AIA A101-2007

1.1. These Standard Modifications amend or supplement the *Standard Form of Agreement Between Owner and Contractor* (AIA Document A101-2007) and other provisions of Bidding and Contract Documents as indicated below.

1.2. All provisions of A101-2007, which are not so amended or supplemented, remain in full force and effect.

2. MODIFICATIONS TO A101

2.1. *Insert the following at the end of Article 1:*

Any reference in this document to the Agreement between the Owner and Contractor, AIA Document A101, or some abbreviated reference thereof, shall mean the AIA A101, 2007 Edition as modified by OSE Form 00501 – Standard Modification to Agreement Between Owner and Contractor. Any reference in this document to the General Conditions of the Contract for Construction, AIA Document A201, or some abbreviated reference thereof, shall mean the AIA A201, 2007 Edition as modified by OSE Form 00811 – Standard Supplementary Conditions.

2.2. *Delete Section 3.1 and substitute the following:*

3.1 The Date of Commencement of the Work shall be the date fixed in a Notice to Proceed issued by the Owner. The Owner shall issue the Notice to Proceed to the Contractor in writing, no less than seven days prior to the Date of Commencement. Unless otherwise provided elsewhere in the contract documents, and provided the contractor has secured all required insurance and surety bonds, the contractor may commence work immediately after receipt of the Notice to Proceed.

2.3. *Delete Section 3.2 and substitute the following:*

3.2 The Contract Time shall be measured from the Date of Commencement as provided in Section 9(a) of the Bid Form (SE-330) for this Project. Contractor agrees that if the Contractor fails to achieve Substantial Completion of the Work within the Contract Time, the Owner shall be entitled to withhold or recover from the Contractor liquidated damages in the amounts set forth in Section 9(b) of the Bid Form (SE-330, subject to adjustments of this Contract Time as provided in the Contract Documents.

2.4. *In Section 5.1.1, insert the words "and Owner" after the phrase "Payment submitted to the Architect."*

2.5. *Delete Section 5.1.3 and substitute the following:*

5.1.3 The Owner shall make payment of the certified amount to the Contractor not later than 21 days after receipt of the Application for Payment.

2.6. *In Section 5.1.6, Insert the following after the phrase "Subject to other provisions of the Contract Documents":*

and subject to Title 12, Chapter 8, Section 550 of the South Carolina Code of Laws, as amended (Withholding Requirements for Payments to Non-Residents)

In the spaces provided in Sub-Sections 1 and 2 for inserting the retainage amount, insert "three and one-half percent (3.5%)."

**STANDARD MODIFICATIONS TO AGREEMENT BETWEEN
OWNER AND CONTRACTOR**

2.7. In Section 5.1.8, delete the word "follows" and the colon and substitute the following:

set forth in S.C. Code Ann. § 11-35-3030(4).

2.8. In Section 5.1.9, delete the words "Except with the Owner's prior approval, the" before the word "Contractor."

2.9. In Section 5.2.2, delete the number 30 and substitute the number 21, delete everything following the words "Certificate for Payment" and place a period at the end of the resulting sentence.

2.10. Delete the language of Sections 6.1 and 6.2 and substitute the word "Reserved" for the deleted language of each Section.

2.11. Delete the language of Section 8.2 and substitute the word "Reserved."

2.12. In Section 8.3, make the word "Representative" in the title plural, delete everything following the title, and substitute the following:

8.3.1 Owner designates the individual listed below as its Senior Representative ("Owner's Senior Representative"), which individual has the responsibility for and, subject to Section 7.2.1 of the General Conditions, the authority to resolve disputes under Section 15.6 of the General Conditions:

Name: Tom Opai

Title: Senior Project Manager

Address: 743 Greene St., Columbia, SC 29208

Telephone: 803-777-7076 FAX: 803-777-8739

Email: tnopal@fmc.sc.edu

8.3.2 Owner designates the individual listed below as its Owner's Representative, which individual has the authority and responsibility set forth in Section 2.1.1 of the General Conditions:

Name: Ann Derrick

Title: Project Manager

Address: 743 Greene St., Columbia, SC 29208

Telephone: 803-777-5811 FAX: 803-777-8739

Email: aderrick@fmc.sc.edu

2.13. In Section 8.4, make the word "Representative" in the title plural, delete everything following the title, and substitute the following:

8.4.1 Contractor designates the individual listed below as its Senior Representative ("Contractor's Senior Representative"), which individual has the responsibility for and authority to resolve disputes under Section 15.6 of the General Conditions:

Name: _____

Title: _____

Address: _____

Telephone: _____ FAX: _____

Email: _____

**STANDARD MODIFICATIONS TO AGREEMENT BETWEEN
OWNER AND CONTRACTOR**

8.4.2 Contractor designates the individual listed below as its Contractor's Representative, which individual has the authority and responsibility set forth in Section 3.1.1 of the General Conditions:

Name: _____

Title: _____

Address: _____

Telephone: _____ FAX: _____

Email: _____

- 2.14.** *Add the following Section 8.6.1:*

8.6.1 The Architect's representative:

Name: Jody C. Parker, P. E., LEED BD+C AP

Title: President

Address: P. O. Box 16598, Greenville, SC 29606

Telephone: (864) 277-8287 FAX: (864) 277-8290

Email: jparker@peritusengineers.com

- 2.15.** *In Section 9.1.7, Sub-Section 2, list the following documents in the space provided for listing documents:*

Invitation for Construction Bids (SE-310)

Instructions to Bidders (AIA Document A701-1997)

Standard Supplemental Instructions to Bidders (OSE Form 00201)

Contractor's Bid (Completed SE-330)

Notice of Intent to Award (Completed SE-370)

Certificate of procurement authority issued by the SC Budget & Control Board

- 2.16.** *In Article 10, delete everything after the first sentence.*

END OF DOCUMENT

AIA Documents A 201 – 2007 Edition

Bidder Notification:

This AIA Document is included by reference only.

Originals are available at the following location should the Bidder wish to examine the contents of the Document.

Engineer's Office:

**Peritus Engineers & Associates, Inc.
10 E. Dorchester Blvd.
Greenville, SC**

To View a Copy Call

(864) 277-8287

OSE FORM 00811
STANDARD SUPPLEMENTARY CONDITIONS

2011 Edition

Rev. 9/7/2011

OWNER: University of South Carolina

PROJECT NUMBER: H34-9542-JM-C

PROJECT NAME: HODGE CENTER COOLING TOWERS REPLACEMENT

1 GENERAL CONDITIONS

The *General Conditions of the Contract for Construction*, AIA Document A201, 2007 Edition, Articles 1 through 15 inclusive, is a part of this Contract and is incorporated as fully as if herein set forth. For brevity, AIA Document A201 is also referred to in the Contract Documents collectively as the "General Conditions."

2 STANDARD SUPPLEMENTARY CONDITIONS

2.1 The following supplements modify, delete and/or add to the General Conditions. Where any portion of the General Conditions is modified or any paragraph, Section or clause thereof is modified or deleted by these Supplementary Conditions, the unaltered provisions of the General Conditions shall remain in effect.

2.2 Unless otherwise stated, the terms used in these Standard Supplementary Conditions which are defined in the General Conditions have the meanings assigned to them in the General Conditions.

3 MODIFICATIONS TO A201-2007

3.1 *Insert the following at the end of Section 1.1.1:*

Any reference in this document to the Agreement between the Owner and Contractor, AIA Document A101, or some abbreviated reference thereof, shall mean the AIA A101, 2007 Edition as modified by OSE Form 00501 – Standard Modification to Agreement Between Owner and Contractor. Any reference in this document to the General Conditions of the Contract for Construction, AIA Document A201, or some abbreviated reference thereof, shall mean the AIA A201, 2007 Edition as modified by OSE Form 00811 – Standard Supplementary Conditions.

3.2 *Delete the language of Section 1.1.8 and substitute the word "Reserved."*

3.3 *Add the following Section 1.1.9:*

1.1.9 NOTICE TO PROCEED

Notice to Proceed is a document issued by the Owner to the Contractor, with a copy to the Architect, directing the Contractor to begin prosecution of the Work in accordance with the requirements of the Contract Documents. The Notice to Proceed shall fix the date on which the Contract Time will commence.

3.4 *Insert the following at the end of Section 1.2.1:*

In the event of patent ambiguities within or between parts of the Contract Documents, the contractor shall 1) provide the better quality or greater quantity of Work, or 2) comply with the more stringent requirement, either or both in accordance with the Architect's interpretation.

3.5 *Delete Section 1.5.1 and substitute the following:*

1.5.1 The Architect and the Architect's consultants shall be deemed the authors and owners of their respective Instruments of Service and will retain all common law, statutory and other reserved rights, including copyrights. The Contractor, Subcontractors, Sub-subcontractors, and material or equipment suppliers shall not own or claim a copyright in the Instruments of Service. Submittal or distribution to meet official regulatory requirements or for other purposes in connection with this Project is not to be construed as a violation of the Architect's or Architect's consultants' reserved rights.

STANDARD SUPPLEMENTARY CONDITIONS

3.6 *Delete Section 2.1.1 and substitute the following:*

2.1.1 The Owner is the person or entity identified as such in the Agreement and is referred to throughout the Contract Documents as if singular in number. The Owner shall designate in writing a representative who shall have express authority to bind the Owner with respect to all matters requiring the Owner's approval or authorization, except as provided in Section 7.1.2. Except as otherwise provided in Section 4.2.1, the Architect does not have such authority. The term "Owner" means the Owner or the Owner's Representative. [Reference § 8.2 of the Agreement.]

3.7 *Delete Section 2.1.2 and substitute the following:*

2.1.2 The Owner shall furnish to the Contractor within fifteen days after receipt of a written request, information necessary and relevant for the Contractor to post Notice of Project Commencement pursuant to Title 29, Chapter 5, Section 23 of the South Carolina Code of Laws, as amended..

3.8 *Delete Section 2.2.3 and substitute the following:*

2.2.3 The Owner shall furnish surveys describing physical characteristics, legal limitations and utility locations for the site of the Project, and a legal description of the site. Subject to the Contractor's obligations, including those in Section 3.2, the Contractor shall be entitled to rely on the accuracy of information furnished by the Owner pursuant to this Section but shall exercise proper precautions relating to the safe performance of the Work.

3.9 *Replace the period at the end of the last sentence of Section 2.2.4 with a semicolon and insert the following after the inserted semicolon:*

"however, the Owner does not warrant the accuracy of any such information requested by the Contractor that is not otherwise required of the Owner by the Contract Documents. Neither the Owner nor the Architect shall be required to conduct investigations or to furnish the Contractor with any information concerning subsurface characteristics or other conditions of the area where the Work is to be performed beyond that which is provide in the Contract Documents."

3.10 *Delete Section 2.2.5 and substitute the following:*

2.2.5 Unless otherwise provided in the Contract Documents, the Owner shall furnish to the Contractor with ten copies of the Contract Documents. The Contractor may make reproductions of the Contract Documents pursuant to Section 1.5.2. All copies of the drawings and specifications, except the Contractor's record set, shall be returned or suitably accounted for to the Owner, on request, upon completion of the Work.

3.11 *Add the following Sections 2.2.6 and 2.2.7:*

2.2.6 The Owner assumes no responsibility for any conclusions or interpretation made by the Contractor based on information made available by the Owner.

2.2.7 The Owner shall obtain, at its own cost, general building and specialty inspection services as required by the Contract Documents. The Contractor shall be responsible for payment of any charges imposed for reinspections.

3.12 *Delete Section 2.4 and substitute the following:*

2.4 If the Contractor defaults or neglects to carry out the Work in accordance with the Contract Documents and fails within a ten-day period after receipt of written notice from the Owner to commence and continue correction of such default or neglect, including but not limited to providing necessary resources, with diligence and promptness, the Owner may, without prejudice to other remedies the Owner may have, correct such deficiencies. In such case an appropriate Change Directive shall be issued deducting from payments then or thereafter due the Contractor the reasonable cost of correcting such deficiencies, including Owner's expenses and compensation for the Architect's additional services made necessary by such default, neglect or failure. If payments then or thereafter due the Contractor are not sufficient to cover such amounts, the Contractor shall pay the difference to the Owner.

STANDARD SUPPLEMENTARY CONDITIONS

3.13 *Insert the following at the end of Section 3.2.1:*

The Contractor acknowledges that it has investigated and satisfied itself as to the general and local conditions which can affect the work or its cost, including but not limited to (1) conditions bearing upon transportation, disposal, handling, and storage of materials; (2) the availability of labor, water, electric power, and roads; (3) uncertainties of weather, river stages, tides, or similar physical conditions at the site; (4) the conformation and conditions of the ground; and (5) the character of equipment and facilities needed preliminary to and during work performance. The Contractor also acknowledges that it has satisfied itself as to the character, quality, and quantity of surface and subsurface materials or obstacles to be encountered insofar as this information is reasonably ascertainable from an inspection of the site, including all exploratory work done by the Owner, as well as from the drawings and specifications made a part of this contract. Any failure of the Contractor to take the actions described and acknowledged in this paragraph will not relieve the Contractor from responsibility for estimating properly the difficulty and cost of successfully performing the work, or for proceeding to successfully perform the work without additional expense to the Owner.

3.14 *In the third sentence of Section 3.2.4, insert the word "latent" before the word "errors."*

3.15 *In the last sentence of Section 3.3.1, insert the words "by the Owner in writing" after the word "instructed."*

3.16 *Delete the third sentence of Section 3.5 and substitute the following sentences:*

Work, materials, or equipment not conforming to these requirements shall be considered defective. Unless caused by the Contractor or a subcontractor at any tier, the Contractor's warranty excludes remedy for damage or defect caused by abuse, alterations to the Work not executed by the Contractor, improper or insufficient maintenance, improper operation, or normal wear and tear and normal usage.

3.17 *Insert the following at the end of Section 3.6:*

The Contractor shall comply with the requirements of Title 12, Chapter 9 of the South Carolina Code of Laws, as amended, regarding withholding tax for nonresidents, employees, contractors and subcontractors.

3.18 *In Section 3.7.1, delete the words "the building permit as well as for other" and insert the following sentence at the end of this section:*

Pursuant to Title 10, Chapter 1, Section 180 of the South Carolina Code of Laws, as amended, no local general or specialty building permits are required for state buildings.

3.19 *Delete the last sentence of Section 3.7.5 and substitute the following:*

Adjustments in the Contract Sum and Contract Time arising from the existence of such remains or features may be made as provided in Article 7.3.3.

3.20 *Delete the last sentence of Section 3.8.2.3 and substitute the following:*

The amount of the Change Order shall reflect the difference between actual costs, as documented by invoices, and the allowances under Section 3.8.2.1.

3.21 *In Section 3.9.1, insert a comma after the word "superintendent" in the first sentence and insert the following after the inserted comma:*

acceptable to the Owner,

3.22 *Delete Section 3.9.2 and substitute the following:*

3.9.2 The Contractor, as soon as practicable after award of the Contract, shall furnish in writing to the Owner the name and qualifications of a proposed superintendent. The Owner may reply within 14 days to the Contractor in writing stating (1) whether the Owner has reasonable objection to the proposed superintendent or (2) that the

STANDARD SUPPLEMENTARY CONDITIONS

Owner requires additional time to review. Failure of the Owner to reply within the 14-day period shall constitute notice of no reasonable objection.

3.23 *After the first sentence in Section 3.9.3, insert the following sentence:*

The Contractor shall notify the Owner, in writing, of any proposed change in the superintendent, including the reason therefore, prior to making such change.

3.24 *Delete Section 3.10.3 and substitute the following:*

3.10.3 Additional requirements, if any, for the constructions schedule are as follows:
(Check box if applicable to this Contract))

☐ The construction schedule shall be in a detailed precedence-style critical path management (CPM) or primavera-type format satisfactory to the Owner and the Architect that shall also (1) provide a graphic representation of all activities and events that will occur during performance of the work; (2) identify each phase of construction and occupancy; and (3) set forth dates that are critical in ensuring the timely and orderly completion of the Work in accordance with the requirements of the Contract Documents (hereinafter referred to as "Milestone Dates"). Upon review and acceptance by the Owner and the Architect of the Milestone Dates, the construction schedule shall be deemed part of the Contract Documents and attached to the Agreement as Exhibit "A." If not accepted, the construction schedule shall be promptly revised by the Contractor in accordance with the recommendations of the Owner and the Architect and resubmitted for acceptance. The Contractor shall monitor the progress of the Work for conformance with the requirements of the construction schedule and shall promptly advise the Owner of any delays or potential delays. Whenever the approved construction schedule no longer reflects actual conditions and progress of the work or the Contract Time is modified in accordance with the terms of the Contract Documents, the Contractor shall update the accepted construction schedule to reflect such conditions. In the event any progress report indicates any delays, the Contractor shall propose an affirmative plan to correct the delay, including overtime and/or additional labor, if necessary. In no event shall any progress report constitute an adjustment in the Contract Time, any Milestone Date, or the Contract Sum unless any such adjustment is agreed to by the Owner and authorized pursuant to Change Order.

3.25 *Add the following Section 3.10.4:*

3.10.4 Owner's review and acceptance of Contractor's schedule is not conducted for the purpose of either determining its accuracy and completeness or approving the construction means, methods, techniques, sequences or procedures. The Owner's approval shall not relieve the Contractor of any obligations. Unless expressly addressed in a Modification, the Owner's approval of a schedule shall not change the Contract Time.

3.26 *Add the following Section 3.12.5.1:*

3.12.5.1 The fire sprinkler shop drawings shall be prepared by a licensed fire sprinkler contractor and shall accurately reflect actual conditions affecting the required layout of the fire sprinkler system. The fire sprinkler contractor shall certify the accuracy of his shop drawings prior to submitting them for review and approval. The fire sprinkler shop drawings shall be reviewed and approved by the Architect's engineer of record who, upon approving the sprinkler shop drawings will submit them to the State Fire Marshal or other authorities having jurisdiction for review and approval. The Architect's engineer of record will submit a copy of the State Fire Marshal's approval letter to the Contractor, Architect, and OSE. Unless authorized in writing by OSE, neither the Contractor nor subcontractor at any tier shall submit the fire sprinkler shop drawings directly to the State Fire Marshal or other authorities having jurisdiction for approval.

3.27 *In the fourth sentence of Section 3.12.10, after the comma following the words "licensed design professional," insert the following:*

who shall comply with reasonable requirements of the Owner regarding qualifications and insurance and

3.28 *In Section 3.13, insert the section number "3.13.1" before the before the opening words "The Contractors shall."*

STANDARD SUPPLEMENTARY CONDITIONS

3.29 Add the following Sections 3.13.2 and 3.13.3:

3.13.2 Protection of construction materials and equipment stored at the Project site from weather, theft, vandalism, damage, and all other adversity is solely the responsibility of the Contractor. The Contractor shall perform the work in a manner that affords reasonable access, both vehicular and pedestrian, to the site of the Work and all adjacent areas. The Work shall be performed, to the fullest extent reasonably possible, in such a manner that public areas adjacent to the site of the Work shall be free from all debris, building materials, and equipment likely to cause hazardous conditions.

3.13.3 The Contractor and any entity for whom the Contractor is responsible shall not erect any sign on the Project site without the prior written consent of the Owner.

3.30 *In the first sentence of Section 3.18.1, after the parenthetical "... (other than the Work itself), ..." and before the word "...but...", insert the following:*

including loss of use resulting therefrom,

3.31 *Delete Section 4.1.1 and substitute the following:*

4.1.1 The Architect is that person or entity identified as the Architect in the Agreement and is referred to throughout the Contract Documents as if singular in number.

3.32 *Insert the following at the end of Section 4.2.1:*

Any reference in the Contract Documents to the Architect taking action or rendering a decision with a "reasonable time" is understood to mean no more than fourteen days, unless otherwise specified in the Contract Documents or otherwise agreed to by the parties.

3.33 *Delete the first sentence of Section 4.2.2 and substitute the following:*

The Architect will visit the site as necessary to fulfill its obligation to the Owner for inspection services, if any, and, at a minimum, to assure conformance with the Architect's design as shown in the Contract Documents and to observe the progress and quality of the various components of the Contractor's Work, and to determine if the Work observed is being performed in a manner indicating that the Work, when fully completed, will be in accordance with the Contract Documents.

3.34 *Delete the first sentence of Section 4.2.3 and substitute the following:*

On the basis of the site visits, the Architect will keep the Owner informed about the progress and quality of the portion of the Work completed, and report to the Owner (1) deviations from the Contract Documents and from the most recent construction schedule submitted by the Contractor, and (2) defects and deficiencies observed in the Work.

3.35 *In Section 4.2.5, after the words "evaluations of the" and before the word "Contractor's," insert the following:*

Work completed and correlated with the

3.36 *Delete the first sentence of Section 4.2.11 and substitute the following:*

4.2.11 The Architect will, in the first instance, interpret and decide matters concerning performance under, and requirements of, the Contract Documents on written request of either the Owner or Contractor. Upon receipt of such request, the Architect will promptly provide the non-requesting party with a copy of the request.

STANDARD SUPPLEMENTARY CONDITIONS

3.37 *Insert the following at the end of Section 4.2.12:*

If either party disputes the Architects interpretation or decision, that party may proceed as provided in Article 15. The Architect's interpretations and decisions may be, but need not be, accorded any deference in any review conducted pursuant to law or the Contract Documents.

3.38 *Delete Section 4.2.14 and substitute the following:*

The Architect will review and respond to requests for information about the Contract Documents so as to avoid delay to the construction of the Project. The Architect's response to such requests will be made in writing with reasonable promptness. If appropriate, the Architect will prepare and issue supplemental Drawings and Specifications in response to the requests for information. Any response to a request for information must be consistent with the intent of, and reasonably inferable from, the Contract Documents and will be in writing or in the form of drawings. Unless issued pursuant to a Modification, supplemental Drawings or Specifications will not involve an adjustment to the Contract Sum or Contract Time.

3.39 *Delete Section 5.2.1 and substitute the following:*

5.2.1 Unless otherwise stated in the Contract Documents or the bidding requirements, the Contractor, within fourteen days after posting of the Notice of Intent to Award the Contract, shall furnish in writing to the Owner through the Architect the names of persons or entities (excluding Listed Subcontractors but including those who are to furnish materials or equipment fabricated to a special design) proposed for each principal portion of the Work. The Owner may reply within 14 days to the Contractor in writing stating (1) whether the Owner has reasonable objection to any such proposed person or entity. Failure of the Owner to reply within the 14 day period shall constitute notice of no reasonable objection.

3.40 *Delete Section 5.2.2 and substitute the following:*

5.2.2 The Contractor shall not contract with a proposed person or entity to whom the Owner has made reasonable and timely objection. The Owner shall not direct the Contractor to contract with any specific individual or entity for supplies or services unless such supplies and services are necessary for completion of the Work and the specified individual or entity is the only source of such supply or services.

3.41 *In the first sentence of Section 5.2.3, delete the words "...or Architect..." in the two places they appear.*

3.42 *Delete the words "...or Architect..." in the first sentence of Section 5.2.4 and insert the following sentence at the end of Section 5.2.4:*

The Contractor's request for substitution must be made to the Owner in writing accompanied by supporting information.

3.43 *Add the following Section 5.2.5:*

5.2.5 A Subcontractor identified in the Contractor's Bid in response the specialty subcontractor listing requirements of Section 7 of the Bid Form (SE-330) may only be substituted in accordance with and as permitted by the provisions of Title 11, Chapter 35, Section 3021 of the South Carolina Code of Laws, as amended. A proposed substitute for a Listed Subcontractor shall be subject to the Owner's approval as set forth in Section 5.2.3.

3.44 *In Section 5.3, delete everything following the heading "SUBCONTRACTUAL RELATIONS" and insert the following Sections 5.3.1, 5.3.2, 5.3.3, and 5.3.4:*

5.3.1 By appropriate written agreement, the Contractor shall require each Subcontractor, to the extent of the Work to be performed by the Subcontractor, to be bound to the Contractor by terms of the Contract Documents, and to assume toward the Contractor all the obligations and responsibilities, including the responsibility for safety of the Subcontractor's Work, which the Contractor, by these Documents, assumes toward the Owner and Architect. Each subcontract agreement shall preserve and protect the rights of the Owner and Architect under the Contract Documents with respect to the Work to be performed by the Subcontractor so that subcontracting thereof will not

STANDARD SUPPLEMENTARY CONDITIONS

prejudice such rights, and shall allow to the Subcontractor, unless specifically provided otherwise herein or in the subcontract agreement, the benefit of all rights, remedies and redress against the Contractor that the Contractor, by the Contract Documents, has against the Owner. Where appropriate, the Contractor shall require each Subcontractor to enter into similar agreements with Sub-subcontractors. The Contractor shall make available to each proposed Subcontractor, prior to the execution of the subcontract agreement, copies of the Contract Documents to which the Subcontractor will be bound, and, upon written request of the Subcontractor, identify to the Subcontractor terms and conditions of the proposed subcontract agreement that may be at variance with the Contract Documents. Subcontractors will similarly make copies of applicable portions of such documents available to their respective proposed Sub-subcontractors.

§ 5.3.2 Without limitation on the generality of Section 5.3.1, each Subcontract agreement and each Sub-subcontract agreement shall include, and shall be deemed to include, the following Sections of these General Conditions: 3.2, 3.5, 3.18, 5.3, 5.4, 6.2.2, 7.3.3, 7.5, 7.6, 13.1, 13.12, 14.3, 14.4, and 15.1.6.

§ 5.3.3 Each Subcontract Agreement and each Sub-subcontract agreement shall exclude, and shall be deemed to exclude, Sections 13.2.1 and 13.6 and all of Article 15, except Section 15.1.6, of these General Conditions. In the place of these excluded sections of the General Conditions, each Subcontract Agreement and each Sub-subcontract may include Sections 13.2.1 and 13.6 and all of Article 15, except Section 15.1.6, of AIA Document A201-2007, Conditions of the Contract, as originally issued by the American Institute of Architects.

§ 5.3.4 The Contractor shall assure the Owner that all agreements between the Contractor and its Subcontractor incorporate the provisions of Subparagraph 5.3.1 as necessary to preserve and protect the rights of the Owner and the Architect under the Contract Documents with respect to the work to be performed by Subcontractors so that the subcontracting thereof will not prejudice such rights. The Contractor's assurance shall be in the form of an affidavit or in such other form as the Owner may approve. Upon request, the Contractor shall provide the Owner or Architect with copies of any or all subcontracts or purchase orders.

3.45 *Delete the last sentence of Section 5.4.1.*

3.46 *Add the following Sections 5.4.4, 5.4.5 and 5.4.6:*

§ 5.4.4 Each subcontract shall specifically provide that the Owner shall only be responsible to the subcontractor for those obligations of the Contractor that accrue subsequent to the Owner's exercise of any rights under this conditional assignment.

§ 5.4.5 Each subcontract shall specifically provide that the Subcontractor agrees to perform portions of the Work assigned to the Owner in accordance with the Contract Documents.

§ 5.4.6 Nothing in this Section 5.4 shall act to reduce or discharge the Contractor's payment bond surety's obligations to claimants for claims arising prior to the Owner's exercise of any rights under this conditional assignment.

3.47 *Delete the language of Section 6.1.4 and substitute the word "Reserved."*

3.48 *Insert the following at the end of Section 7.1.2:*

If the amount of a Modification exceeds the limits of the Owner's Construction Change Order Certification (reference Section 9.1.7.2 of the Agreement), then the Owner's agreement is not effective, and Work may not proceed, until approved in writing by the Office of State Engineer.

3.49 *Delete Section 7.2.1 and substitute the following:*

7.2.1 A Change Order is a written instrument prepared by the Architect (using State Form SE-480 "Construction Change Order") and signed by the Owner, Contractor and Architect stating their agreement upon all of the following:

- .1 The change in the Work;

STANDARD SUPPLEMENTARY CONDITIONS

- .2 The amount of the adjustment, if any, in the Contract Sum; and
- .3 The extent of the adjustment, if any, in the Contract Time.

3.50 *Add the following Sections 7.2.2, 7.2.3, 7.2.4, and 7.2.5:*

7.2.2 If a Change Order provides for an adjustment to the Contract Sum, the adjustment must be calculated in accordance with Section 7.3.3.

7.2.3 At the Owner's request, the Contractor shall prepare a proposal to perform the work of a proposed Change Order setting forth the amount of the proposed adjustment, if any, in the Contract Sum; and the extent of the proposed adjustment, if any, in the Contract Time. Any proposed adjustment in the Contract sum shall be prepared in accordance with Section 7.2.2. The Owner's request shall include any revisions to the Drawings or Specifications necessary to define any changes in the Work. Within fifteen days of receiving the request, the Contractor shall submit the proposal to the Owner and Architect along with all documentation required by Section 7.6.

7.2.4 If the Contractor requests a Change Order, the request shall set forth the proposed change in the Work and shall be prepared in accordance with Section 7.2.3. If the Contractor requests a change to the Work that involves a revision to either the Drawings or Specifications, the Contractor shall reimburse the Owner for any expenditures associated with the Architects' review of the proposed revisions, except to the extent the revisions are accepted by execution of a Change Order.

7.2.5 Agreement on any Change Order shall constitute a final settlement of all matters relating to the change in the Work that is the subject of the Change Order, including, but not limited to, any adjustments to the Contract Sum or the Contract Time.

3.51 *Delete 7.3.3 and substitute the following:*

7.3.3 PRICE ADJUSTMENTS

§ 7.3.3.1 If any Modification, including a Construction Change Directive, provides for an adjustment to the Contract Sum, the adjustment shall be based on whichever of the following methods is the most valid approximation of the actual cost to the contractor, with overhead and profit as allowed by Section 7.5:

- .1 Mutual acceptance of a lump sum;
- .2 Unit prices stated in the Contract Documents, except as provided in Section 7.3.4, or subsequently agreed upon;
- .3 Cost attributable to the events or situations under applicable clauses with adjustment of profits or fee, all as specified in the contract, or subsequently agreed upon by the parties, or by some other method as the parties may agree; or
- .4 As provided in Section 7.3.7.

§ 7.3.3.2 Consistent with Section 7.6, costs must be properly itemized and supported by substantiating data sufficient to permit evaluation before commencement of the pertinent performance or as soon after that as practicable. All costs incurred by the Contractor must be justifiably compared with prevailing industry standards. Except as provided in Section 7.5, all adjustments to the Contract Price shall be limited to job specific costs and shall not include indirect costs, overhead, home office overhead, or profit.

3.52 *Delete Section 7.3.7 and substitute the following:*

7.3.7 If the Contractor does not respond promptly or disagrees with the method for adjustment in the Contract Sum, the Architect shall make an initial determination, consistent with Section 7.3.3, of the method and the adjustment on the basis of reasonable expenditures and savings of those performing the Work attributable to the change, including, in case of an increase in the Contract Sum, an amount for overhead and profit as set forth in Section 7.5. In such case, and also under Section 7.3.3.1.3, the Contractor shall keep and present, in such form as the Architect may prescribe, an itemized accounting together with appropriate supporting data. Unless otherwise provided in the Contract Documents, costs for the purposes of this Section 7.3.7 shall be limited to the following:

STANDARD SUPPLEMENTARY CONDITIONS

- .1 Costs of labor, including social security, old age and unemployment insurance, fringe benefits required by agreement or custom, and workers' compensation insurance;
- .2 Costs of materials, supplies and equipment, including cost of transportation, whether incorporated or consumed;
- .3 Rental costs of machinery and equipment, exclusive of hand tools, whether rented from the Contractor or others; and
- .4 Costs of premiums for all bonds and insurance, permit fees, and sales, use or similar taxes related to the Work.

3.53 *Delete Section 7.3.8 and substitute the following:*

7.3.8 Using the percentages stated in Section 7.5, any adjustment to the Contract Sum for deleted work shall include any overhead and profit attributable to the cost for the deleted Work.

3.54 *Add the following Sections 7.5 and 7.6:*

7.5 AGREED OVERHEAD AND PROFIT RATES

7.5.1 For any adjustment to the Contract Sum for which overhead and profit may be recovered, other than those made pursuant to Unit Prices stated in the Contract Documents, the Contractor agrees to charge and accept, as full payment for overhead and profit, the following percentages of costs attributable to the change in the Work. The percentages cited below shall be considered to include all indirect costs including, but not limited to: field and office managers, supervisors and assistants, incidental job burdens, small tools, and general overhead allocations. The allowable percentages for overhead and profit are as follows:

- .1 To the Contractor for work performed by the Contractor's own forces, 17% of the Contractor's actual costs.
- .2 To each Subcontractor for work performed by the Subcontractor's own forces, 17% of the subcontractor's actual costs.
- .3 To the Contractor for work performed by a subcontractor, 10% of the subcontractor's actual costs (not including the subcontractor's overhead and profit).

7.6 PRICING DATA AND AUDIT

§ 7.6.1 Cost or Pricing Data.

Upon request of the Owner or Architect, Contractor shall submit cost or pricing data prior to execution of a Modification which exceeds \$500,000. Contractor shall certify that, to the best of its knowledge and belief, the cost or pricing data submitted is accurate, complete, and current as of a mutually determined specified date prior to the date of pricing the Modification. Contractor's price, including profit, shall be adjusted to exclude any significant sums by which such price was increased because Contractor furnished cost or pricing data that was inaccurate, incomplete, or not current as of the date specified by the parties. Notwithstanding Subparagraph 9.10.4, such adjustments may be made after final payment to the Contractor.

§ 7.6.2 Cost or pricing data means all facts that, as of the date specified by the parties, prudent buyers and sellers would reasonably expect to affect price negotiations significantly. Cost or pricing data are factual, not judgmental; and are verifiable. While they do not indicate the accuracy of the prospective contractor's judgment about estimated future costs or projections, they do include the data forming the basis for that judgment. Cost or pricing data are more than historical accounting data; they are all the facts that can be reasonably expected to contribute to the soundness of estimates of future costs and to the validity of determinations of costs already incurred.

§ 7.6.3 Records Retention.

As used in Section 7.6, the term "records" means any books or records that relate to cost or pricing data that Contractor is required to submit pursuant to Section 7.6.1. Contractor shall maintain records for three years from the date of final payment, or longer if requested by the chief procurement officer. The Owner may audit Contractor's records at reasonable times and places.

STANDARD SUPPLEMENTARY CONDITIONS

3.55 Delete Section 8.2.2 and substitute the following:

8.2.2 The Contractor shall not knowingly commence operations on the site or elsewhere prior to the effective date of surety bonds and insurance required by Article 11 to be furnished by the Contractor and Owner. The date of commencement of the Work shall not be changed by the effective date of such surety bonds or insurance.

3.56 Delete Section 8.3.1 and substitute the following:

8.3.1 If the Contractor is delayed at any time in the commencement or progress of the Work by an act or neglect of the Owner or Architect, or of an employee of either, or of a separate contractor employed by the Owner; or by changes ordered in the Work; or by labor disputes, fire, unusual delay in deliveries, unavoidable casualties or other causes beyond the control of the Contractor and any subcontractor at any tier; or by delay authorized by the Owner pending dispute resolution; or by other causes that the Architect determines may justify delay, then to the extent such delay will prevent the Contractor from achieving Substantial Completion within the Contract Time and provided the delay (1) is not caused by the fault or negligence of the Contractor or a subcontractor at any tier and (2) is not due to unusual delay in the delivery of supplies, machinery, equipment, or services when such supplies, machinery, equipment, or services were obtainable from other sources in sufficient time for the Contractor to meet the required delivery, the Contract Time shall be extended by Change Order for such reasonable time as the Architect may determine.

3.57 Insert the following at the end of Section 9.1:

All changes to the Contract Sum shall be adjusted in accordance with Section 7.3.3.

3.58 Delete Section 9.2 and substitute the following:

9.2 SCHEDULE OF VALUES

9.2.1 The Contractor shall submit to the Architect, within ten days of full execution of the Agreement, a schedule of values allocating the entire Contract Sum to the various portions of the Work and prepared in such form and supported by such data to substantiate its accuracy as the Architect may require. This schedule, unless objected to by the Architect, shall be used as a basis for reviewing the Contractor's Applications for Payment. As requested by the Architect, the Contractor and each Subcontractor shall prepare a trade payment breakdown for the Work for which each is responsible, such breakdown being submitted on a uniform standardized format approved by the Architect and Owner. The breakdown shall be divided in detail, using convenient units, sufficient to accurately determine the value of completed Work during the course of the Project. The Contractor shall update the schedule of values as required by either the Architect or Owner as necessary to reflect:

- .1** the description of Work (listing labor and material separately);
- .2** the total value;
- .3** the percent and value of the Work completed to date;
- .4** the percent and value of previous amounts billed; and
- .5** the current percent completed and amount billed.

9.2.2 Any schedule of values or trade breakdown that fails to include sufficient detail, is unbalanced, or exhibits "front-loading" of the value of the Work shall be rejected. If a schedule of values or trade breakdown is used as the basis for payment and later determined to be inaccurate, sufficient funds shall be withheld from future Applications for Payment to ensure an adequate reserve (exclusive of normal retainage) to complete the Work.

3.59 Delete Section 9.3.1 and substitute the following:

Monthly, the Contractor shall submit to the Architect an itemized Application for Payment prepared in accordance with the schedule of values, if required under Section 9.2., for completed portions of the Work. Such application shall be notarized, if required, and supported by such data substantiating the Contractor's right to payment as the Owner or Architect may require (such as copies of requisitions from Subcontractors and material suppliers) and shall reflect retainage and any other adjustments provided in Section 5 of the Agreement. If required by the Owner or Architect, the Application for Payment shall be accompanied by a current construction schedule.

STANDARD SUPPLEMENTARY CONDITIONS

3.60 In Section 9.3.2, add the following words to the end of the second sentence:

provided such materials or equipment will be subsequently incorporated in the Work

Insert the following at the end of Section 9.3.2:

The Contractor shall 1) protect such materials from diversion, vandalism, theft, destruction, and damage, 2) mark such materials specifically for use on the Project, and 3) segregate such materials from other materials at the storage facility. The Architect and the Owner shall have the right to make inspections of the storage areas at any time.

3.61 *In Section 9.4.2, in the first sentence, after the words "Work has progressed to the point indicated," insert the following:*

in both the Application for Payment and, if required to be submitted by the Contractor, the accompanying current construction schedule

In the last sentence, delete the third item starting with "(3) reviewed copies" and ending with "Contractor's right to payment,"

3.62 *In Section 9.5.1, in the first sentence, delete the word "may" after the opening words "The Architect" and substitute the word "shall."*

In Section 9.5.1, insert the following sentence after the first sentence:

The Architect shall withhold a Certificate of Payment if the Application for Payment is not accompanied by the current construction schedule required by Section 3.10.1.

3.63 *In Section 9.6.2, delete the word "The..." at the beginning of the first sentence and substitute the following:*

Pursuant to Chapter 6 of Title 29 of the South Carolina Code of Laws, as amended, the

3.64 *Delete Section 9.7 and substitute following:*

9.7 FAILURE OF PAYMENT

If the Architect does not issue a Certificate for Payment to the Owner, through no fault of the Contractor, within seven days after receipt of the Contractor's Application for Payment, or if the Owner does not pay the Contractor within seven days after the time established in the Contract Documents the amount certified by the Architect or awarded by a final dispute resolution order, then the Contractor may, upon seven additional days' written notice to the Owner and Architect, stop the Work until payment of the amount owing has been received. The Contract Time shall be extended appropriately and the Contract Sum shall be increased, in accordance with the provisions of Section 7.3.3, by the amount of the Contractor's reasonable costs of shut-down, delay and start-up, plus interest as provided for in the Contract Documents.

3.65 *Insert the following words at the end of the sentence in Section 9.8.1:*

and when all required occupancy permits, if any, have been issued and copies of same have been delivered to the Owner.

3.66 *In Section 9.8.2, insert the word "written" after the word "comprehensive" and before the word "list."*

3.67 *Delete Section 9.8.3 and substitute the following:*

9.8.3.1 Upon receipt of the Contractor's list, the Architect, with the Owner and any other person the Architect or the Owner choose, will make an inspection on a date and at a time mutually agreeable to the Architect, Owner, and Contractor, to determine whether the Work or designated portion thereof is substantially complete. The Contractor shall furnish access for the inspection and testing as provided in this Contract. The inspection shall include a

STANDARD SUPPLEMENTARY CONDITIONS

demonstration by the Contractor that all equipment, systems and operable components of the Work function properly and in accordance with the Contract Documents. If the Architect's inspection discloses any item, whether or not included on the Contractor's list, which is not sufficiently complete in accordance with the Contract Documents so that the Owner can occupy or utilize the Work or designated portion thereof for its intended use, the Contractor shall, before issuance of the Certificate of Substantial Completion, complete or correct such item upon notification by the Architect. In such case, the Contractor shall then submit a request for another inspection by the Architect to determine Substantial Completion. If more than one Substantial Completion inspection is required, the Contractor shall reimburse the Owner for all costs of reinspections or, at the Owner's option, the costs may be deducted from payments due to the Contractor.

9.8.3.2 If the Architect and Owner concur in the Contractor's assessment that the Work or a portion of the Work is safe to occupy, the Owner and Contractor may arrange for a Certificate of Occupancy Inspection by OSE. The Owner, Architect, and Contractor shall be present at OSE's inspection. Upon verifying that the Work or a portion of the Work is substantially complete and safe to occupy, OSE will issue, as appropriate, a Full or Partial Certificate of Occupancy.

3.68 *In the second sentence of Section 9.8.5, delete the words "and consent of surety, if any."*

3.69 *In the first sentence of Section 9.9.1, delete the words "Section 11.3.1.5" and substitute the words "Section 11.3.1.3."*

3.70 *Delete Section 9.10.1 and substitute the following:*

9.10.1 Unless the parties agree otherwise in the Certificate of Substantial Completion, the Contractor shall achieve Final Completion no later than thirty days after Substantial Completion. Upon receipt of the Contractor's written notice that the Work is ready for final inspection and acceptance and upon receipt of a final Application for Payment, the Architect, with the Owner and any other person the Architect or the Owner choose, will make an inspection on a date and at a time mutually agreeable to the Architect, Owner, and Contractor, and, when the Architect finds the Work acceptable under the Contract Documents and the Contract fully performed, the Architect will promptly issue a final Certificate for Payment stating that to the best of the Architect's knowledge, information and belief, and on the basis of the Architect's on-site visits and inspections, the Work has been completed in accordance with terms and conditions of the Contract Documents and that the entire balance found to be due the Contractor and noted in the final Certificate is due and payable. The Architect's final Certificate for Payment will constitute a further representation that conditions listed in Section 9.10.2 as precedent to the Contractor's being entitled to final payment have been fulfilled. If more than one Final Completion inspection is required, the Contractor shall reimburse the Owner for all costs of reinspections or, at the Owner's option, the costs may be deducted from payments due to the Contractor. If the Contractor does not achieve final completion within thirty days after Substantial Completion or the timeframe agreed to by the parties in the Certificate of Substantial Completion, whichever is greater, the Contractor shall be responsible for any additional Architectural fees resulting from the delay.

3.71 *Delete the first sentence of Section 9.10.2 and substitute the following:*

Neither final payment nor any remaining retained percentage shall become due until the Contractor submits to the Architect (1) an affidavit that payrolls, bills for materials and equipment, and other indebtedness connected with the Work for which the Owner or the Owner's property might be responsible or encumbered (less amounts withheld by Owner) have been paid or otherwise satisfied, (2) a certificate evidencing that insurance required by the Contract Documents to remain in force after final payment is currently in effect and will not be canceled or allowed to expire until at least 30 days' prior written notice has been given to the Owner, (3) a written statement that the Contractor knows of no substantial reason that the insurance will not be renewable to cover the period required by the Contract Documents, (4) consent of surety, if any, to final payment (5), if required by the Owner, other data establishing payment or satisfaction of obligations, such as receipts, releases and waivers of liens, claims, security interests or encumbrances arising out of the Contract, to the extent and in such form as may be designated by the Owner, (6) required Training Manuals, (7) equipment Operations and Maintenance Manuals, (8) any certificates of testing, inspection or approval required by the Contract Documents and not previously provided (9) all warranties and guarantees required under or pursuant to the Contract Documents, and (10) one copy of the Documents required by Section 3.11.

STANDARD SUPPLEMENTARY CONDITIONS

3.72 Delete the first sentence of Section 9.10.3 and substitute the following:

If, after Substantial Completion of the Work, final completion thereof is delayed 60 days through no fault of the Contractor or by issuance of Change Orders affecting final completion, and the Architect so confirms, the Owner shall, upon application by the Contractor and certification by the Architect, and without terminating the Contract, make payment of the balance due for that portion of the Work fully completed and accepted.

3.73 Delete Section 9.10.5 and substitute the following:

§9.10.5 Acceptance of final payment by the Contractor, a Subcontractor or material supplier shall constitute a waiver of claims by that payee except those specific claims in stated amounts that have been previously made in writing and identified by that payee as unsettled at the time of final Application for Payment.

3.74 Add the following Section 9.10.6:

9.10.6 If OSE has not previously issued a Certificate of Occupancy for the entire Project, the Parties shall arrange for a representative of OSE to participate in the Final Completion Inspection. Representatives of the State Fire Marshal's Office and other authorities having jurisdiction may be present at the Final Completion Inspection or otherwise inspect the completed Work and advise the Owner whether the Work meets their respective requirements for the Project.

3.75 Delete Section 10.3.1 and substitute the following:

10.3.1 If the Contractor encounters a hazardous material or substance which was not discoverable as provided in Section 3.2.1 and not required by the Contract Documents, and if reasonable precautions will be inadequate to prevent foreseeable bodily injury or death to persons or serious loss to real or personal property resulting from such material or substance encountered on the site by the Contractor, the Contractor shall, upon recognizing the condition, immediately stop Work in the affected area and report the condition to the Owner and Architect in writing. Hazardous materials or substances are those hazardous, toxic, or radioactive materials or substances subject to regulations by applicable governmental authorities having jurisdiction, such as, but not limited to, the S.C. Department of Health and Environmental Control, the U.S. Environmental Protection Agency, and the U.S. Nuclear Regulatory Commission.

3.76 Insert the following at the end of Section 10.3.2:

In the absence of agreement, the Architect will make an interim determination regarding any delay or impact on the Contractor's additional costs. The Architect's interim determination of cost shall adjust the Contract Sum on the same basis as a Change Order, subject to the right of either party to disagree and assert a Claim in accordance with Article 15. Any adjustment in the Contract Sum shall be determined in accordance with Section 7.3.3.

3.77 Delete Section 10.3.3 and substitute the following:

10.3.3 The Work in the affected area shall be resumed immediately following the occurrence of any one of the following events: (a) the Owner causes remedial work to be performed that results in the absence of hazardous materials or substances; (b) the Owner and the Contractor, by written agreement, decide to resume performance of the Work; or (c) the Work may safely and lawfully proceed, as determined by an appropriate governmental authority or as evidenced by a written report to both the Owner and the Contractor, which is prepared by an environmental engineer reasonably satisfactory to both the Owner and the Contractor.

3.78 In Section 10.3.5, delete the word "The" at the beginning of the sentence and substitute the following:

In addition to its obligations under Section 3.18, the

3.79 Delete the language of Section 10.3.6 and substitute the word "Reserved."

STANDARD SUPPLEMENTARY CONDITIONS

3.80 *Insert the following at the end of Section 10.4:*

The Contractor shall immediately give the Architect notice of the emergency. This initial notice may be oral followed within five days by a written notice setting forth the nature and scope of the emergency. Within fourteen days of the start of the emergency, the Contractor shall give the Architect a written estimate of the cost and probable effect of delay on the progress of the Work.

3.81 Delete 11.1.2 and substitute the following:

11.1.2 The insurance required by Section 11.1.1 shall be written for not less than limits of liability specified below or required by law, whichever coverage is greater. Coverages shall be written on an occurrence basis and shall be maintained without interruption from the date of commencement of the Work until the date of final payment and termination of any coverage required to be maintained after final payment, and, with respect to the Contractor's completed operations coverage, until the expiration of the period for correction of Work or for such other period for maintenance of completed operations coverage as specified in the Contract Documents.

(1) COMMERCIAL GENERAL LIABILITY:

- | | |
|--------------------------------------|--------------------|
| (a) General Aggregate (per project) | <u>\$1,000,000</u> |
| (b) Products/Completed Operations | <u>\$1,000,000</u> |
| (c) Personal and Advertising Injury | <u>\$1,000,000</u> |
| (d) Each Occurrence | <u>\$1,000,000</u> |
| (e) Fire Damage (Any one fire) | <u>\$50,000</u> |
| (f) Medical Expense (Any one person) | <u>\$5,000</u> |

(2) BUSINESS AUTO LIABILITY (including All Owned, Non-owned, and Hired Vehicles):

- | | |
|---------------------------|-------------|
| (a) Combined Single Limit | \$1,000,000 |
|---------------------------|-------------|

(3) WORKER'S COMPENSATION:

- | | |
|-------------------------|----------------------------------|
| (a) State Statutory | |
| (b) Employers Liability | \$100,000 Per Acc. |
| | \$500,000 Disease, Policy Limit |
| | \$100,000 Disease, Each Employee |

In lieu of separate insurance policies for Commercial General Liability, Business Auto Liability, and Employers Liability, the Contractor may provide an umbrella policy meeting or exceeding all coverage requirements set forth in this Section 11.1.2. The umbrella policy limits shall not be less than \$3,000,000.

3.82 *Delete Section 11.1.3 and substitute the following:*

11.1.3 Prior to commencement of the Work, and thereafter upon replacement of each required policy of insurance, Contractor shall provide to the Owner a written endorsement to the Contractor's general liability insurance policy that:

- (i) names the Owner as an additional insureds for claims caused in whole or in part by the Contractor's negligent acts or omissions during the Contractor's operations;
- (ii) provides that no material alteration, cancellation, non-renewal, or expiration of the coverage contained in such policy shall have effect unless all additional insureds have been given at least ten (10) days prior written notice of cancellation for non-payment of premiums and thirty (30) days prior written notice of cancellation for any other reason; and
- (iii) provides that the Contractor's liability insurance policy shall be primary, with any liability insurance of the Owner as secondary and noncontributory.

Prior to commencement of the Work, and thereafter upon renewal or replacement of each required policy of insurance, Contractor shall provide to the Owner a signed, original certificate of liability insurance (ACORD 25). Consistent with this Section 11.1, the certificate shall identify the types of insurance, state the limits of liability for each type of coverage, name the Owner a Consultants as Certificate Holder, provide that the general aggregate limit applies per project, and provide that coverage is written on an occurrence basis. Both the certificates and the

STANDARD SUPPLEMENTARY CONDITIONS

endorsements must be received directly from either the Contractor's insurance agent or the insurance company. An additional certificate evidencing continuation of liability coverage, including coverage for completed operations, naming the Owner as an additional insured for claims made under the Contractor's completed operations, and otherwise meeting the above requirements, shall be submitted with the final Application for Payment as required by Section 9.10.2 and thereafter upon renewal or replacement of such coverage until the expiration of the time required by Section 11.1.2. Information concerning reduction of coverage on account of revised limits or claims paid under the General Aggregate, or both, shall be furnished by the Contractor with reasonable promptness.

- 3.83** *Delete Section 11.1.4 and substitute the following:*

11.1.4 A failure by the Owner either (i) to demand a certificate of insurance or written endorsement required by Section 11.1, or (ii) to reject a certificate or endorsement on the grounds that it fails to comply with Section 11.1 shall not be considered a waiver of Contractor's obligations to obtain the required insurance.

- 3.84** *In Section 11.3.1, delete the first sentence and substitute the following:*

Unless otherwise provided in the Contract Documents, the Contractor shall purchase and maintain, in a company or companies lawfully authorized to do business in the jurisdiction in which the Project is located, property insurance written on a builder's risk "all-risk" or equivalent policy form in the amount of the initial Contract Sum, plus value of subsequent Contract Modifications and cost of materials supplied or installed by others, comprising total value for the entire Project at the site on a replacement cost basis.

- 3.85** *Delete the language of Section 11.3.1.2 and substitute the word "Reserved."*

- 3.86** *Delete the language of Section 11.3.1.3 and substitute the word "Reserved."*

- 3.87** *Delete Section 11.3.2 and substitute the following:*

11.3.2 BOILER AND MACHINERY INSURANCE

The Contractor shall purchase and maintain boiler and machinery insurance required by the Contract Documents or by law, which shall specifically cover such insured objects during installation and until final acceptance by the Owner; this insurance shall include interests of the Owner, Contractor, Subcontractors and Sub-subcontractors in the Work, and the Owner and Contractor shall both be named insureds.

- 3.88** *Delete Section 11.3.3 and substitute the following:*

11.3.3 LOSS OF USE INSURANCE

The Owner, at the Owner's option, may purchase and maintain such insurance as will insure the Owner against loss of use of the Owner's property due to fire or other hazards, however caused. To the extent any losses are covered and paid for by such insurance, the Owner waives all rights of action against the Contractor for loss of use of the Owner's property, including consequential losses due to fire or other hazards however caused.

- 3.89** *Delete Section 11.3.4 and substitute the following:*

11.3.4 If the Owner requests in writing that insurance for risks other than those described herein or other special causes of loss be included in the property insurance policy, the Contractor shall, if possible, include such insurance, and the cost thereof shall be charged to the Owner by appropriate Change Order.

- 3.90** *Delete the language of Section 11.3.5 and substitute the word "Reserved."*

- 3.91** *Delete Section 11.3.6 and substitute the following:*

11.3.6 Before an exposure to loss may occur, the Contractor shall file with the Owner a copy of each policy that includes insurance coverages required by this Section 11.3. Each policy shall contain all generally applicable conditions, definitions, exclusions and endorsements related to this Project. Each policy shall contain a provision that the policy will not be canceled or allowed to expire, and that its limits will not be reduced, until at least 30 days' prior written notice has been given to the Owner.

STANDARD SUPPLEMENTARY CONDITIONS**3.92** Delete the first sentence of Section 11.3.7 and substitute the following:

The Owner and Contractor waive all rights against (1) each other and any of their subcontractors, sub-subcontractors, agents and employees, each of the other, and (2) the Architect, Architect's consultants, separate contractors described in Article 6, if any, and any of their subcontractors, sub-subcontractors, agents and employees, for damages caused by fire or other causes of loss to the extent the property insurance provided by the Contractor pursuant to this Section 11.3 covers and pays for the damage, except such rights as they have to proceeds of such insurance held by the Contractor as fiduciary.

3.93 Delete the first sentence of Section 11.3.8 and substitute the following:

A loss insured under the Contractor's property insurance shall be adjusted by the Contractor as fiduciary and made payable to the Contractor as fiduciary for the insureds, as their interests may appear, subject to requirements of any applicable mortgagee clause and of Section 11.3.10.

3.94 Delete Section 11.3.9 and substitute the following:

11.3.9 If required in writing by a party in interest, the Contractor as fiduciary shall, upon occurrence of an insured loss, give bond for proper performance of the Contractor's duties. The cost of required bonds shall be charged against proceeds received as fiduciary. The Contractor shall deposit in a separate account proceeds so received, which the Contractor shall distribute in accordance with such agreement as the parties in interest may reach. If after such loss no other special agreement is made and unless the Owner terminates the Contract for convenience, replacement of damaged property shall be performed by the Contractor.

3.95 Delete Section 11.3.10 and substitute the following:

11.3.10 The Contractor as fiduciary shall have power to adjust and settle a loss with insurers unless one of the parties in interest shall object in writing within five days after occurrence of loss to the Contractor's exercise of this power; if such objection is made, the dispute shall be resolved in the manner provided in the contract between the parties in dispute as the method of binding dispute resolution. The Contractor as fiduciary shall make settlement with insurers or, in the case of a dispute over distribution of insurance proceeds, in accordance with a final order or determination issued by the appropriate authority having jurisdiction over the dispute..

3.96 Delete Section 11.4.1 and substitute the following:

11.4.1 Before commencing any services hereunder, the Contractor shall provide the Owner with Performance and Payment Bonds, each in an amount not less than the Contract Price set forth in Article 4 of the Agreement. The Surety shall have, at a minimum, a "Best Rating" of "A" as stated in the most current publication of "Best's Key Rating Guide, Property-Casualty". In addition, the Surety shall have a minimum "Best Financial Strength Category" of "Class V", and in no case less than five (5) times the contract amount. The Performance Bond shall be written on Form SE-355, "Performance Bond" and the Payment Bond shall be written on Form SE-357, "Labor and Material Payment Bond", and both shall be made payable to the Owner.

3.97 Delete Section 11.4.2 and substitute the following:

11.4.2 The Performance and Labor and Material Payment Bonds shall:

- .1** be issued by a surety company licensed to do business in South Carolina;
- .2** be accompanied by a current power of attorney and certified by the attorney-in-fact who executes the bond on the behalf of the surety company; and
- .3** remain in effect for a period not less than one (1) year following the date of Substantial Completion or the time required to resolve any items of incomplete Work and the payment of any disputed amounts, whichever time period is longer.

STANDARD SUPPLEMENTARY CONDITIONS

3.98 Add the following Sections 11.4.3 and 11.4.4:

11.4.3 Any bonds required by this Contract shall meet the requirements of the South Carolina Code of Laws and Regulations, as amended.

11.4.4 Upon the request of any person or entity appearing to be a potential beneficiary of bonds covering payment of obligations arising under the Contract, the Contractor shall promptly furnish a copy of the bonds or shall authorize a copy to be furnished.

3.99 Delete Section 12.1.1 and substitute the following:

12.1.1 If a portion of the Work is covered contrary to the requirements specifically expressed in the Contract Documents, including inspections of work-in-progress required by all authorities having jurisdiction over the Project, it must, upon demand of the Architect or authority having jurisdiction, be uncovered for observation and be replaced at the Contractor's expense without change in the Contract Time.

3.100 In Section 12.2.2.1, delete the words "and to make a claim for breach of warranty" at the end of the third sentence.

3.101 In Section 12.2.2.3, add the following to the end of the sentence:

unless otherwise provided in the Contract Documents.

3.102 Insert the following at the end of Section 12.2.4:

If, prior to the date of Substantial Completion, the Contractor, a Subcontractor, or anyone for whom either is responsible, uses or damages any portion of the Work, including, without limitation, mechanical, electrical, plumbing, and other building systems, machinery, equipment, or other mechanical device, the Contractor shall cause such item to be restored to "like new" condition at no expense to the Owner.

3.103 Delete Section 13.1 and substitute the following:

13.1 GOVERNING LAW

The Contract, any dispute, claim, or controversy relating to the Contract, and all the rights and obligations of the parties shall, in all respects, be interpreted, construed, enforced and governed by and under the laws of the State of South Carolina, except its choice of law rules.

3.104 Delete Section 13.2, including its Sub-Sections 13.2.1 and 13.2.2, and substitute the following:

13.2 SUCCESSORS AND ASSIGNS

The Owner and Contractor respectively bind themselves, their partners, successors, assigns and legal representatives to covenants, agreements and obligations contained in the Contract Documents. Neither party to the Contract shall assign the Contract as a whole, or in part, without written consent of the other and then only in accordance with and as permitted by Regulation 19-445.2180 of the South Carolina Code of Regulations, as amended. If either party attempts to make such an assignment without such consent, that party shall nevertheless remain legally responsible for all obligations under the Contract.

3.105 Delete Section 13.3 and substitute the following:

13.3 WRITTEN NOTICE

Unless otherwise permitted herein, all notices contemplated by the Contract Documents shall be in writing and shall be deemed given:

- .1 upon actual delivery, if delivery is by hand;
- .2 upon receipt by the transmitting party of confirmation or reply, if delivery is by electronic mail, facsimile, telex or telegram;
- .3 upon receipt, if delivery is by the United States mail.

STANDARD SUPPLEMENTARY CONDITIONS

Notice to Contractor shall be to the address provided in Section 8.3.2 of the Agreement. Notice to Owner shall be to the address provided in Section 8.2.2 of the Agreement. Either party may designate a different address for notice by giving notice in accordance with this paragraph.

- 3.106** *In Section 13.4.1, insert the following at the beginning of the sentence:*

Unless expressly provided otherwise,

- 3.107** *Add the following Section 13.4.3:*

13.4.3 Notwithstanding Section 9.10.4, the rights and obligations which, by their nature, would continue beyond the termination, cancellation, rejection, or expiration of this contract shall survive such termination, cancellation, rejection, or expiration, including, but not limited to, the rights and obligations created by the following clauses:

- 1.5** Ownership and Use of Drawings, Specifications and Other Instruments of Service;
- 3.5** Warranty
- 3.17** Royalties, Patents and Copyrights
- 3.18** Indemnification
- 7.6** Cost or Pricing Data
- 11.1** Contractor's Liability Insurance
- 11.4** Performance and Payment Bond
- 15.1.6** Claims for Listed Damages
- 15.1.7** Waiver of Claims Against the Architect
- 15.6** Dispute Resolution
- 15.4** Service of Process

- 3.108** *Delete Section 13.6 and substitute the following:*

13.6 INTEREST

Payments due to the Contractor and unpaid under the Contract Documents shall bear interest only if and to the extent allowed by Title 29, Chapter 6, Article 1 of the South Carolina Code of Laws. Amounts due to the Owner shall bear interest at the rate of one percent a month or a pro rata fraction thereof on the unpaid balance as may be due.

- 3.109** *Delete the language of Section 13.7 and substitute the word "Reserved."*

- 3.110** *Add the following Sections 13.8 through 13.16:*

13.8 PROCUREMENT OF MATERIALS BY OWNER

The Contractor accepts assignment of all purchase orders and other agreements for procurement of materials and equipment by the Owner that are identified as part of the Contract Documents. The Contractor shall, upon delivery, be responsible for the storage, protection, proper installation, and preservation of such Owner purchased items, if any, as if the Contractor were the original purchaser. The Contract Sum includes, without limitation, all costs and expenses in connection with delivery, storage, insurance, installation, and testing of items covered in any assigned purchase orders or agreements. Unless the Contract Documents specifically provide otherwise, all Contractor warranty of workmanship and correction of the Work obligations under the Contract Documents shall apply to the Contractor's installation of and modifications to any Owner purchased items.

13.9 INTERPRETATION OF BUILDING CODES

As required by Title 10, Chapter 1, Section 180 of the South Carolina Code of Laws, as amended, OSE shall determine the enforcement and interpretation of all building codes and referenced standards on state buildings. The Contractor shall refer any questions, comments, or directives from local officials to the Owner and OSE for resolution.

STANDARD SUPPLEMENTARY CONDITIONS

13.10 MINORITY BUSINESS ENTERPRISES

Contractor shall notify Owner of each Minority Business Enterprise (MBE) providing labor, materials, equipment, or supplies to the Project under a contract with the Contractor. Contractor's notification shall be via the first monthly status report submitted to the Owner after execution of the contract with the MBE. For each such MBE, the Contractor shall provide the MBE's name, address, and telephone number, the nature of the work to be performed or materials or equipment to be supplied by the MBE, whether the MBE is certified by the South Carolina Office of Small and Minority Business Assistance, and the value of the contract.

13.11 SEVERABILITY

If any provision or any part of a provision of the Contract Documents shall be finally determined to be superseded, invalid, illegal, or otherwise unenforceable pursuant to any applicable Legal Requirements, such determination shall not impair or otherwise affect the validity, legality, or enforceability of the remaining provision or parts of the provision of the Contract Documents, which shall remain in full force and effect as if the unenforceable provision or part were deleted.

13.12 ILLEGAL IMMIGRATION

Contractor certifies and agrees that it will comply with the applicable requirements of Title 8, Chapter 14 of the South Carolina Code of Laws and agrees to provide to the State upon request any documentation required to establish either: (a) that Title 8, Chapter 14 is inapplicable both to Contractor and its subcontractors or sub-subcontractors; or (b) that Contractor and its subcontractors or sub-subcontractors are in compliance with Title 8, Chapter 14. Pursuant to Section 8-14-60, "A person who knowingly makes or files any false, fictitious, or fraudulent document, statement, or report pursuant to this chapter is guilty of a felony, and, upon conviction, must be fined within the discretion of the court or imprisoned for not more than five years, or both." Contractor agrees to include in any contracts with its subcontractors language requiring its subcontractors to (a) comply with the applicable requirements of Title 8, Chapter 14, and (b) include in their contracts with the sub-subcontractors language requiring the sub-subcontractors to comply with the applicable requirements of Title 8, Chapter 14. (An overview is available at www.procurement.sc.gov)

13.13 SETOFF

The Owner shall have all of its common law, equitable, and statutory rights of set-off.

13.14 DRUG-FREE WORKPLACE

The Contractor certifies to the Owner that Contractor will provide a Drug-Free Workplace, as required by Title 44, Chapter 107 of the South Carolina Code of Laws, as amended.

13.15 FALSE CLAIMS

According to the S.C. Code of Laws § 16-13-240, "a person who by false pretense or representation obtains the signature of a person to a written instrument or obtains from another person any chattel, money, valuable security, or other property, real or personal, with intent to cheat and defraud a person of that property is guilty" of a crime.

13.16 NON-INDEMNIFICATION:

Any term or condition is void to the extent it requires the State to indemnify anyone. It is unlawful for a person charged with disbursements of state funds appropriated by the General Assembly to exceed the amounts and purposes stated in the appropriations. (§ 11-9-20) It is unlawful for an authorized public officer to enter into a contract for a purpose in which the sum is in excess of the amount appropriated for that purpose. It is unlawful for an authorized public officer to divert or appropriate the funds arising from any tax levied and collected for any one fiscal year to the payment of an indebtedness contracted or incurred for a previous year. (§ 11-1-40)

3.111 Delete Section 14.1.1 and substitute the following:

14.1.1 The Contractor may terminate the Contract if the Work is stopped for a period of 45 consecutive days through no act or fault of the Contractor or a Subcontractor, Sub-subcontractor or their agents or employees or any other persons or entities performing portions of the Work under direct or indirect contract with the Contractor, for any of the following reasons:

- .1** Issuance of an order of a court or other public authority having jurisdiction that requires substantially all Work to be stopped; or

STANDARD SUPPLEMENTARY CONDITIONS

- .2 An act of government, such as a declaration of national emergency that requires substantially all Work to be stopped.
- .3 Because the Architect has not issued a Certificate for Payment and has not notified the Contractor of the reason for withholding certification as provided in Section 9.4.1, or because the Owner has not made payment on a Certificate for Payment within the time stated in the Contract Documents and the Contractor has stopped work in accordance with Section 9.7

3.112 *Insert the following at the end of Section 14.1.3:*

Any adjustment to the Contract Sum pursuant to this Section shall be made in accordance with the requirements of Article 7.

3.113 *In Section 14.1.4, replace the word "repeatedly" with the word "persistently."*

3.114 *Delete Section 14.2.1 and substitute the following:*

14.2.1 The Owner may terminate the Contract if the Contractor

- .1 repeatedly refuses or fails to supply enough properly skilled workers or proper materials, or otherwise fails to prosecute the Work, or any separable part of the Work, with the diligence, resources and skill that will ensure its completion within the time specified in the Contract Documents, including any authorized adjustments;
- .2 fails to make payment to Subcontractors for materials or labor in accordance with the Contract Documents and the respective agreements between the Contractor and the Subcontractors;
- .3 repeatedly disregards applicable laws, statutes, ordinances, codes, rules and regulations, or lawful orders of a public authority; or
- .4 otherwise is guilty of substantial breach of a provision of the Contract Documents.

3.115 *In Section 14.2.2, delete the parenthetical statement ", upon certification by the Initial Decision Maker that sufficient cause exists to justify such action," immediately following the word "Owner" in the first line.*

3.116 *In Section 14.2.4, replace the words "Initial Decision Maker" with the word "Architect"*

3.117 *Add the following Section 14.2.5:*

14.2.5 If, after termination for cause, it is determined that the Owner lacked justification to terminate under Section 14.2.1, or that the Contractor's default was excusable, the rights and obligations of the parties shall be the same as if the termination had been issued for the convenience of the Owner under Section 14.4.

3.118 *Delete the second sentence of Section 14.3.2 and substitute the following:*

Any adjustment to the Contract Sum made pursuant to this section shall be made in accordance with the requirements of Article 7.3.3.

3.119 *Delete Section 14.4.1 and substitute the following:*

14.4.1 The Owner may, at any time, terminate the Contract, in whole or in part for the Owner's convenience and without cause. The Owner shall give written notice of the termination to the Contractor specifying the part of the Contract terminated and when termination becomes effective.

3.120 *Delete Section 14.4.2 and substitute the following:*

14.4.2 Upon receipt of written notice from the Owner of such termination for the Owner's convenience, the Contractor shall

- .1 cease operations as directed by the Owner in the notice;
- .2 take actions necessary, or that the Owner may direct, for the protection and preservation of the Work;

STANDARD SUPPLEMENTARY CONDITIONS

- .3 except for Work directed to be performed prior to the effective date of termination stated in the notice, terminate all existing subcontracts and purchase orders and enter into no further subcontracts and purchase orders; and
- .4 complete the performance of the Work not terminated, if any.

3.121 *Delete Section 14.4.3 and substitute the following:*

14.4.3 In case of such termination for the Owner's convenience, the Contractor shall be entitled to receive payment for Work executed, costs incurred by reason of such termination, and any other adjustments otherwise allowed by the Contract. Any adjustment to the Contract Sum made pursuant to this Section 14.4 shall be made in accordance with the requirements of Article 7.3.3.

3.122 *Add the following Sections 14.4.4, 14.4.5, and 14.5:*

14.4.4 Contractor's failure to include an appropriate termination for convenience clause in any subcontract shall not (i) affect the Owner's right to require the termination of a subcontract, or (ii) increase the obligation of the Owner beyond what it would have been if the subcontract had contained an appropriate clause.

14.4.5 Upon written consent of the Contractor, the Owner may reinstate the terminated portion of this Contract in whole or in part by amending the notice of termination if it has been determined that:

- .1 the termination was due to withdrawal of funding by the General Assembly, Governor, or Budget and Control Board or the need to divert project funds to respond to an emergency as defined by Regulation 19-445.2110(B) of the South Carolina Code of Regulations, as amended;
- .2 funding for the reinstated portion of the work has been restored;
- .3 circumstances clearly indicate a requirement for the terminated work; and
- .4 reinstatement of the terminated work is advantageous to the Owner.

14.5 CANCELLATION AFTER AWARD BUT PRIOR TO PERFORMANCE

Pursuant to Title 11, Chapter 35 and Regulation 19-445.2085 of the South Carolina Code of Laws and Regulations, as amended, this contract may be canceled after award but prior to performance.

3.123 *Insert the following sentence after the second sentence of Section 15.1.1:*

A voucher, invoice, payment application or other routine request for payment that is not in dispute when submitted is not a Claim under this definition.

3.124 *Delete Section 15.1.2 and substitute the following:*

15.1.2 NOTICE OF CLAIMS

Claims by either the Owner or Contractor must be initiated by written notice to the other party and to the Architect. Such notice shall include sufficient information to advise the Architect and other party of the circumstances giving rise to the claim, the specific contractual adjustment or relief requested and the basis of such request. Claims by either party arising prior to the date final payment is due must be initiated within 21 days after occurrence of the event giving rise to such Claim or within 21 days after the claimant first recognizes the condition giving rise to the Claim, whichever is later except as stated for adverse weather days in Section 15.1.5.2. By failing to give written notice of a Claim within the time required by this Section, a party expressly waives its claim.

3.125 *Delete Section 15.1.3 and substitute the following:*

15.1.3 CONTINUING CONTRACT PERFORMANCE

Pending final resolution of a Claim, including any administrative review allowed under Section 15.6, except as otherwise agreed in writing or as provided in Section 9.7 and Article 14, the Contractor shall proceed diligently with performance of the Contract and the Owner shall continue to make payments in accordance with the Contract Documents. The Architect will issue Certificates for Payment in accordance with the initial decisions and determinations of the Architect.

STANDARD SUPPLEMENTARY CONDITIONS

3.126 *Insert the following at the end of Section 15.1.5.1:*

Claims for an increase in the Contract Time shall be based on one additional calendar day for each full calendar day that the Contractor is prevented from working.

3.127 *Insert the following Sub-Sections at the end of Section 15.1.5.2:*

- .1 Claims for adverse weather shall be based on actual weather conditions at the job site or other place of performance of the Work, as documented in the Contractor's job site log.
- .2 For the purpose of this Contract, a total of five (5) calendar days per calendar month (non-cumulative) shall be anticipated as "adverse weather" at the job site, and such time will not be considered justification for an extension of time. If, in any month, adverse weather develops beyond the five (5) days, the Contractor shall be allowed to claim additional days to compensate for the excess weather delays only to the extent of the impact on the approved construction schedule. The remedy for this condition is for an extension of time only and is exclusive of all other rights and remedies available under the Contract Documents or imposed or available by law.
- .3 The Contractor shall submit monthly with their pay application all claims for adverse weather conditions that occurred during the previous month. The Architect shall review each monthly submittal in accordance with Section 15.5 and inform the Contractor and the Owner promptly of its evaluation. Approved days shall be included in the next Change Order issued by the Architect. Adverse weather conditions not claimed within the time limits of this Subparagraph shall be considered to be waived by the Contractor. Claims will not be allowed for adverse weather days that occur after the scheduled (original or adjusted) date of Substantial Completion.

3.128 *Delete Section 15.1.6 and substitute the following:*

15.1.6 CLAIMS FOR LISTED DAMAGES

Notwithstanding any other provision of the Contract Documents, including Section 1.2.1, but subject to a duty of good faith and fair dealing, the Contractor and Owner waive Claims against each other for listed damages arising out of or relating to this Contract.

15.1.6.1 For the Owner, listed damages are (i) lost revenue and profit, (ii) losses resulting from injury to business or reputation, (iii) additional or escalated overhead and administration expenses, (iv) additional financing costs, (v) costs suffered by a third party unable to commence work, (vi) attorney's fees, (vii) any interest, except to the extent allowed by Section 13.6 (Interest), (viii) lost revenue and profit for lost use of the property, (ix) costs resulting from lost productivity or efficiency.

15.1.6.2 For the Contractor, listed damages are (i) lost revenue and profit, (ii) losses resulting from injury to business or reputation, (iii) additional or escalated overhead and administration expenses, (iv) additional financing costs, (v) attorney's fees, (vi) any interest, except to the extent allowed by Section 13.6 (Interest); (vii) unamortized equipment costs; and, (viii) losses incurred by subcontractors for the types of damages the Contractor has waived as against the Owner. Without limitation, this mutual waiver is applicable to all damages due to either party's termination in accordance with Article 14. Nothing contained in this Section shall be deemed to preclude an award of liquidated damages, when applicable, in accordance with the requirements of the Contract Documents. This mutual waiver is not applicable to amounts due or obligations under Section 3.18 (Indemnification).

3.129 *Add the following Section 15.1.7:*

15.1.7 WAIVER OF CLAIMS AGAINST THE ARCHITECT

Notwithstanding any other provision of the Contract Documents, including Section 1.2.1, but subject to a duty of good faith and fair dealing, the Contractor waives all claims against the Architect and any other design professionals who provide design and/or project management services to the Owner, either directly or as independent contractors or subcontractors to the Architect, for listed damages arising out of or relating to this Contract. The listed damages are (i) lost revenue and profit, (ii) losses resulting from injury to business or reputation, (iii) additional or escalated overhead and administration expenses, (iv) additional financing costs, (v)

STANDARD SUPPLEMENTARY CONDITIONS

attorney's fees, (vi) any interest; (vii) unamortized equipment costs; and, (viii) losses incurred by subcontractors for the types of damages the Contractor has waived as against the Owner. This mutual waiver is not applicable to amounts due or obligations under Section 3.18 (Indemnification).

3.130 *Delete the language of Sections 15.2, 15.3, and 15.4, including all Sub-Sections, and substitute the word "Reserved" for the deleted language of each Section and Sub-Section.*

3.131 *Add the following Sections 15.5 and 15.6 with their sub-sections:*

**15.5 CLAIM AND DISPUTES - DUTY OF COOPERATION, NOTICE, AND ARCHITECTS
INITIAL DECISION**

15.5.1 Contractor and Owner are fully committed to working with each other throughout the Project to avoid or minimize claims. To further this goal, Contractor and Owner agree to communicate regularly with each other and the Architect at all times notifying one another as soon as reasonably possible of any issue that if not addressed may cause loss, delay, and/or disruption of the Work. If claims do arise, Contractor and Owner each commit to resolving such claims in an amicable, professional, and expeditious manner to avoid unnecessary losses, delays, and disruptions to the Work.

15.5.2 Claims shall first be referred to the Architect for initial decision. An initial decision shall be required as a condition precedent to resolution pursuant to Section 15.6 of any Claim arising prior to the date of final payment, unless 30 days have passed after the Claim has been referred to the Architect with no decision having been rendered, or after all the Architect's requests for additional supporting data have been answered, whichever is later. The Architect will not address claims between the Contractor and persons or entities other than the Owner.

15.5.3 The Architect will review Claims and within ten days of the receipt of a Claim (1) request additional supporting data from the claimant or a response with supporting data from the other party or (2) render an initial decision in accordance with Section 15.5.5.

15.5.4 If the Architect requests a party to provide a response to a Claim or to furnish additional supporting data, such party shall respond, within ten days after receipt of such request, and shall either (1) provide a response on the requested supporting data, (2) advise the Architect when the response or supporting data will be furnished or (3) advise the Architect that all supporting data has already been provided. Upon receipt of the response or supporting data, the Architect will render an initial decision in accordance with Section 15.5.5.

15.5.5 The Architect will render an initial decision in writing; (1) stating the reasons therefor; and (2) notifying the parties of any change in the Contract Sum or Contract Time or both. The Architect will deliver the initial decision to the parties within two weeks of receipt of any response or supporting data requested pursuant to Section 16.4, or within such longer period as may be mutually agreeable to the parties. If the parties accept the initial decision, the Architect shall prepare a Change Order with appropriate supporting documentation for the review and approval of the parties and the Office of State Engineer. If either the Contractor, Owner, or both, disagree with the initial decision, the Contractor and Owner shall proceed with dispute resolution in accordance with the provisions of Section 15.6.

15.5.6 In the event of a Claim against the Contractor, the Owner may, but is not obligated to, notify the surety, if any, of the nature and amount of the Claim. If the Claim relates to a possibility of a Contractor's default, the Owner may, but is not obligated to, notify the surety and request the surety's assistance in resolving the controversy.

15.6 DISPUTE RESOLUTION

15.6.1 If a claim is not resolved pursuant to Section 15.5 to the satisfaction of either party, both parties shall attempt to resolve the dispute at the field level through discussions between Contractor's Representative and Owner's Representative. If a dispute cannot be resolved through Contractor's Representative and Owner's Representative, then the Contractor's Senior Representative and the Owner's Senior Representative, upon the request of either party, shall meet as soon as conveniently possible, but in no case later than twenty-one days after such a request is made, to attempt to resolve such dispute. Prior to any meetings between the Senior Representatives, the parties will exchange relevant information that will assist the parties in resolving their dispute. The meetings required by this Section are a condition precedent to resolution pursuant to Section 15.6.2.

STANDARD SUPPLEMENTARY CONDITIONS

15.6.2 If after meeting in accordance with the provisions of Section 15.6.1, the Senior Representatives determine that the dispute cannot be resolved on terms satisfactory to both the Contractor and the Owner, then either party may submit the dispute by written request to South Carolina's Chief Procurement Officer for Construction (CPOC). Except as otherwise provided in Article 15, all claims, claims, or controversies relating to the Contract shall be resolved exclusively by the appropriate Chief Procurement Officer in accordance with Title 11, Chapter 35, Article 17 of the South Carolina Code of Laws, or in the absence of jurisdiction, only in the Court of Common Pleas for, or in the absence of jurisdiction a federal court located in, Richland County, State of South Carolina. Contractor agrees that any act by the State regarding the Contract is not a waiver of either the State's sovereign immunity or the State's immunity under the Eleventh Amendment of the United State's Constitution.

15.6.3 If any party seeks resolution to a dispute pursuant to Section 15.6.2, the parties shall participate in non-binding mediation to resolve the claim. If the claim is governed by Title 11, Chapter 35, Article 17 of the South Carolina Code of Laws as amended and the amount in controversy is \$100,000.00 or less, the CPOC shall appoint a mediator, otherwise, the mediation shall be conducted by an impartial mediator selected by mutual agreement of the parties, or if the parties cannot so agree, a mediator designated by the American Arbitration Association ("AAA") pursuant to its Construction Industry Mediation Rules. The mediation will be governed by and conducted pursuant to a mediation agreement negotiated by the parties or, if the parties cannot so agree, by procedures established by the mediator.

15.6.4 Without relieving any party from the other requirements of Sections 15.5 and 15.6, either party may initiate proceedings in the appropriate forum prior to initiating or completing the procedures required by Sections 15.5 and 15.6 if such action is necessary to preserve a claim by avoiding the application of any applicable statutory period of limitation or repose.

15.6.5 SERVICE OF PROCESS

Contractor consents that any papers, notices, or process necessary or proper for the initiation or continuation of any claims, claims, or controversies relating to the Contract; for any court action in connection therewith; or for the entry of judgment on any award made, may be served on Contractor by certified mail (return receipt requested) addressed to Contractor at the address provided for the Contractor's Senior Representative or by personal service or by any other manner that is permitted by law, in or outside South Carolina. Notice by certified mail is deemed duly given upon deposit in the United States mail.

3.132 Add the following Article 16:

ARTICLE 16 PROJECT-SPECIFIC REQUIREMENTS AND INFORMATION

16.1. Inspection Requirements: *(Indicate the inspection services required by the Contract)*

- ☒ Special Inspections are required and are not part of the Contract Sum. *(see section 01400)*
- ☐ Building Inspections are required and are not part of the Contract Sum. *(see section 01400)*
- ☐ Building Inspections are required and are part of the Contract Sum. The inspections required for this Work are : *(Indicate which services are required and the provider)*

- ☐ Civil: _____
- ☒ Structural: _____
- ☒ Mechanical: _____
- ☐ Plumbing: _____
- ☒ Electrical: _____
- ☐ Gas: _____
- ☐ Other *(list)*: _____

Remarks: RCI, SC, Inc. will conduct inspections and will be paid directly by the Owner.

STANDARD SUPPLEMENTARY CONDITIONS

16.1.1 Contractor shall schedule and request inspections in an orderly and efficient manner and shall notify the Owner whenever the Contractor schedules an inspection in accordance with the requirements of Section 16.1. Contractor shall be responsible for the cost of inspections scheduled and conducted without the Owner's knowledge and for any increase in the cost of inspections resulting from the inefficient scheduling of inspections.

16.2 List Cash Allowances, if any. *(Refer to attachments as needed. If none, enter NONE)*

NA

16.3. Requirements for Record Drawings, if any. *(Refer to attachments as needed. If none, enter NONE)*

See Division 01, Section 01300 Project Record Drawings

16.4. Requirements for Shop Drawings and other submittals, if any, including number, procedure for submission, list of materials to be submitted, etc. *(Refer to attachments as needed. If none, enter NONE)*

See Division 01, Section 01330, Submittal Procedures

16.5. Requirements for signage, on-site office or trailer, utilities, restrooms, etc., in addition to the Contract, if any. *(Refer to attachments as needed. If none, enter NONE)*

See Division 01, Section 01500, Temporary Facilities and Controls

16.6. Requirements for Project Cleanup in addition to the Contract, if any. *(Refer to attachments as needed. If none, enter NONE)*

Removal of existing elements or components of the existing cooling towers.

16.7. List all attachments that modify these General Conditions. *(If none, enter NONE)*

None

USC SUPPLEMENTAL GENERAL CONDITIONS
FOR CONSTRUCTION PROJECTS

1. Contractor's employees shall take all reasonable means not to interrupt the flow of student traffic in building corridors, lobbies and stairs. All necessary and reasonable safety precautions shall be taken to prevent injury to building occupants while transporting materials and equipment through the building to the work area. Providing safe, accessible, plywood pedestrian ways around construction may be required if a suitable alternative route is not available.
2. Fraternization between Contractor's employees and USC students, faculty or staff is strictly prohibited-zero tolerance!
3. USC will not tolerate rude, abusive or degrading behavior on the job site. Heckling and cat-calling directed toward students, faculty or staff or any other person on USC property is strictly prohibited. Any contractor whose employees violate this requirement will be assessed a fine of up to \$500 per violation.
4. Contractor's employees must adhere to the University's policy of maintaining a drug-free and smoke-free/tobacco free workplace.
5. Contractor must sign a Contractor Key Receipt/Return form before any keys are issued. Keys must be returned immediately upon the completion of the work. The Contractor will bear the cost of any re-keying necessary due to the loss of or failure to return keys.
6. A welding permit must be issued by the University Fire Marshall before any welding can begin inside a building. Project Manager will coordinate.
7. Contractor must notify the University immediately upon the discovery of suspect material such as those potentially containing asbestos or other such hazardous materials. These materials **must not** be disturbed until approved by the USC Project Manager.
8. At the beginning of the project, the USC Project Manager will establish the Contractor's lay-down area. This area will also be used for the Contractor's work vehicles. No personal vehicles will be allowed in this area, or in any areas surrounding the construction site that are not regular or authorized parking lots. Personal vehicles must be parked in the perimeter parking lots. Parking permits can be obtained at the USC Parking Office located in the Pendleton Street parking garage. The lay down area will be clearly identified to the contractor by the PM, with a sketch or drawing provided to Parking. In turn, the contractor will mark off this area with a sign containing the project name, PM name, Contractor name and contact number, and end date. Where this area is subject to foot traffic, protective barriers will be provided as specified by the PM. The area will be maintained in a neat and orderly fashion. Vehicles parked in the lay down area (or designated parking areas) will be clearly marked or display a CPC furnished placard for identification.

Updated: July 15, 2011

9. Contractor will be responsible for providing its own temporary toilet facilities, unless prior arrangements are made with the USC Project Manager.
10. Use of USC communications facilities (telephones, computers, etc.) by the Contractor is prohibited, unless prior arrangements are made with the USC Project Manager.
11. For all projects over \$100,000, including IDC's, an SE-395, Contractor Performance Evaluation, will be completed by the USC Project Manager and reviewed with the GC at the beginning of the project and a copy given to the GC. At the end of the project the form will be completed and a Construction Performance rating will be established.
12. Contractor is responsible for removal of all debris from the site, and is required to provide the necessary dumpsters which will be emptied at least 1 times per week. Construction waste must not be placed in University dumpsters. THE CONSTRUCTION SITE MUST BE THOROUGHLY CLEANED WITH ALL TRASH PICKED UP AND PROPERLY DISPOSED OF ON A DAILY BASIS AND THE SITE MUST BE LEFT IN A SAFE AND SANITARY CONDITION EACH DAY. THE UNIVERSITY WILL INSPECT JOB SITES REGULARLY AND WILL FINE ANY CONTRACTOR FOUND TO BE IN VIOLATION OF THIS REQUIREMENT AN AMOUNT OF UP TO \$1,000 PER VIOLATION.
13. **Contractor must provide all O&M manuals, as-built drawings, and training of USC personnel on new equipment, controls, etc. prior to Substantial Completion. Final payment will not be made until this is completed.**
14. The contractor will comply with all regulations set forth by OSHA and SCDHEC. Contractor must also adhere to USC's internal policies and procedures (available by request). As requested, the contractor will submit all Safety Programs and Certificates of Insurance to the University for review.
15. Tree protection fencing is required to protect existing trees and other landscape features to be preserved within a construction area. The limits of this fence will be evaluated for each situation with the consultant, USC Arborist and USC Project Manager. The tree protection fence shall be 5' high chain link fence unless otherwise approved by USC Project Manager. No entry or materials storage will be allowed inside the tree protection zone. A 4" layer of mulch shall be placed over the tree protection area to maintain moisture in the root zone.
16. Where it is necessary to cross walks, tree root zones (i.e., under canopy) or lawns the following measures shall be taken: For single loads up to 9,000 lbs., a 3/4" minimum plywood base shall be placed over areas impacted. For single loads over 9,000 lbs., two layers of 3/4" plywood is required.
17. For projects requiring heavy loads to cross walks tree root zones or lawns. A construction entry road consisting of 10' X 16' oak logging mates on 12" coarse, chipped, hardwood base. Mulch and logging mats shall be supplemented throughout the project to keep matting structurally functional.

Updated: July 15, 2011

18. Any damage to existing landscaping (including lawn areas) will be remediated before final payment is made.
19. Orange safety fence to be provided by the contractor. (USC Arborist, Kevin Curtis may be contacted at 777-0033 or 315-0319)

Campus Vehicle Expectations

1. All motorized vehicles on the University campus are expected to travel and park on roadways and/or in parking stalls.
2. All motorized vehicle traffic on USC walkways must first receive the Landscape Manager=s authorization. Violators may be subject to fines and penalties.
3. All motorized vehicles that leak or drip liquids are prohibited from traveling or parking on walks or landscaped areas.
4. Contractors, vendors, and delivery personnel are required to obtain prior parking authorization before parking in a designated space. Violators may be subject to fines and/or penalties. See Item 10 below.
5. Drivers of equipment or motor vehicles that damage university hardscape or landscape will be held personally responsible for damages and restoration expense.
6. Vehicle drivers who park on landscape or drives must be able to produce written evidence of need or emergency requiring parking on same.
7. All vehicles parked on landscape, hardscape, or in the process of service delivery, must display adequate safety devices, i.e. flashing lights, cones, signage, etc.
8. All drivers of equipment and vehicles will be respectful of University landscape, equipment, structures, fixtures and signage.
9. All incidents of property damage will be reported to Parking Services or the Work Management Center.
10. Parking on campus is restricted to spaces designated by Parking Services at the beginning of the project. Once the project manager and contractor agree on how many spaces are needed, the project manager will obtain a placard for each vehicle. This placard must be hung from the mirror of the vehicle, otherwise a ticket will be issued and these tickets cannot be “fixed”. Parking spaces are restricted to work vehicles only; no personal vehicles.

Performance Bond

KNOW ALL MEN BY THESE PRESENTS, that *(Insert full name or legal title and address of Contractor)*

Name: _____

Address: _____

hereinafter referred to as "Contractor", and *(Insert full name and address of principal place of business of Surety)*

Name: _____

Address: _____

hereinafter called the "surety", are jointly and severally held and firmly bound unto *(Insert full name and address of Agency)*

Name: University of South Carolina

Address: 743 Greene Street

Columbia, SC 29208

hereinafter referred to as "Agency", or its successors or assigns, the sum of _____ (\$ _____), being the sum of the Bond to which payment to be well and truly made, the Contractor and Surety bind themselves, their heirs, executors, administrators, successors and assigns, jointly and severally, firmly by these presents.

WHEREAS, Contractor has by written agreement dated _____ entered into a contract with Agency to construct

State Project Name: HODGE CENTER COOLING TOWERS REPLACEMENT

State Project Number: H34-9542-JM-C

Brief Description of Awarded Work, as found on the SE-330, Bid Form: Lump Sum Bid Form

in accordance with Drawings and Specifications prepared by *(Insert full name and address of A/E)*

Name: Peritus Engineers & Associates, Inc.

Address: P. O. Box 16598

Greenville, South Carolina 29606

which agreement is by reference made a part hereof, and is hereinafter referred to as the Contract.

IN WITNESS WHEREOF, Surety and Contractor, intending to be legally bound hereby, subject to the terms stated herein, do each cause this Performance Bond to be duly executed on its behalf by its authorized officer, agent or representative.

DATED this _____ day of _____, 20____ BOND NUMBER _____
(shall be no earlier than Date of Contract)

CONTRACTOR

SURETY

By: _____
 (Seal)

By: _____
 (Seal)

Print Name: _____

Print Name: _____

Print Title: _____

Print Title: _____
 (Attach Power of Attorney)

Witness: _____

Witness: _____

(Additional Signatures, if any, appear on attached page)

Performance Bond**Performance Bond****NOW, THEREFORE, THE CONDITION OF THIS OBLIGATION IS SUCH THAT:**

1. The Contractor and the Surety, jointly and severally, bind themselves, their heirs, executors, administrators, successors and assigns to the Agency for the full and faithful performance of the contract, which is incorporated herein by reference

2. If the Contractor performs the contract, the Surety and the Contractor have no obligation under this Bond, except to participate in conferences as provided in paragraph 3.1.

3. The Surety's obligation under this Bond shall arise after:

3.1 The Agency has notified the Contractor and the Surety at the address described in paragraph 10 below, that the Agency is considering declaring a Contractor Default and has requested and attempted to arrange a conference with the Contractor and the Surety to be held not later than 15 days after receipt of such notice to discuss methods of performing the Contract. If the Agency, the Contractor and the Surety agree, the Contractor shall be allowed a reasonable time to perform the Contract, but such an agreement shall not waive the Agency's right, if any, subsequently to declare a Contractor Default; or

3.2 The Agency has declared a Contractor Default and formally terminated the Contractor's right to complete the Contract.

4. The Surety shall, within 15 days after receipt of notice of the Agency's declaration of a Contractor Default, and at the Surety's sole expense, take one of the following actions:

4.1 Arrange for the Contractor, with consent of the Agency, to perform and complete the Contract; or

4.2 Undertake to perform and complete the Contract itself, through its agents or through independent contractors; or

4.3 Obtain bids or negotiated proposals from qualified contractors acceptable to the Agency for a contract for performance and completion of the Contract, arrange for a contract to be prepared for execution by the Agency and the contractor selected with the Agency's concurrence, to be secured with performance and payment bonds executed by a qualified surety equivalent to the Bonds issued on the Contract, and pay to the Agency the amount of damages as described in paragraph 7 in excess of the Balance of the Contract Sum incurred by the Agency resulting from the Contractor Default; or

4.4 Waive its right to perform and complete, arrange for completion, or obtain a new contractor, and:

4.4.1 After investigation, determine the amount for which it may be liable to the Agency and, within 60 days of waiving its rights under this paragraph, tender payment thereof to the Agency; or

4.4.2 Deny liability in whole or in part and notify the Agency, citing the reasons therefore.

5. Provided Surety has proceeded under paragraphs 4.1, 4.2, or 4.3, the Agency shall pay the Balance of the Contract Sum to either:

5.1 Surety in accordance with the terms of the Contract; or

5.2 Another contractor selected pursuant to paragraph 4.3 to perform the Contract.

5.3 The balance of the Contract Sum due either the Surety or another contractor shall be reduced by the amount of damages as described in paragraph 7.

6. If the Surety does not proceed as provided in paragraph 4 with reasonable promptness, the Surety shall be deemed to be in default on this Bond 15 days after receipt of written notice

from the Agency to the Surety demanding that the Surety perform its obligations under this Bond, and the Agency shall be entitled to enforce any remedy available to the Agency.

6.1 If the Surety proceeds as provided in paragraph 4.4, and the Agency refuses the payment tendered or the Surety has denied liability, in whole or in part, then without further notice the Agency shall be entitled to enforce any remedy available to the Agency.

6.2 Any dispute, suit, action or proceeding arising out of or relating to this Bond shall be governed by the Dispute Resolution process defined in the Contract Documents and the laws of the State of South Carolina.

7. After the Agency has terminated the Contractor's right to complete the Contract, and if the Surety elects to act under paragraph 4.1, 4.2, or 4.3 above, then the responsibilities of the Surety to the Agency shall be those of the Contractor under the Contract, and the responsibilities of the Agency to the Surety shall those of the Agency under the Contract. To a limit of the amount of this Bond, but subject to commitment by the Agency of the Balance of the Contract Sum to mitigation of costs and damages on the Contract, the Surety is obligated to the Agency without duplication for:

7.1 The responsibilities of the Contractor for correction of defective Work and completion of the Contract; and

7.2 Additional legal, design professional and delay costs resulting from the Contractor's Default, and resulting from the actions or failure to act of the Surety under paragraph 4; and

7.3 Damages awarded pursuant to the Dispute Resolution Provisions of the Contract. Surety may join in any Dispute Resolution proceeding brought under the Contract and shall be bound by the results thereof; and

7.4 Liquidated Damages, or if no Liquidated Damages are specified in the Contract, actual damages caused by delayed performance or non-performance of the Contractor.

8. The Surety shall not be liable to the Agency or others for obligations of the Contractor that are unrelated to the Contract, and the Balance of the Contract Sum shall not be reduced or set-off on account of any such unrelated obligations. No right of action shall accrue on this Bond to any person or entity other than the Agency or its heirs, executors, administrators, or successors.

9. The Surety hereby waives notice of any change, including changes of time, to the contract or to related subcontracts, purchase orders and other obligations.

10. Notice to the Surety, the Agency or the Contractor shall be mailed or delivered to the address shown on the signature page.

11. Definitions

11.1 Balance of the Contract Sum: The total amount payable by the Agency to the Contractor under the Contract after all proper adjustments have been made, including allowance to the Contractor of any amounts to be received by the Agency in settlement of insurance or other Claims for damages to which the Contractor is entitled, reduced by all valid and proper payments made to or on behalf of the Contractor under the Contract.

11.2 Contractor Default: Failure of the Contractor, which has neither been remedied nor waived, to perform the Contract or otherwise to comply with the terms of the Contract.

SE-357
Labor and Material Payment Bond

2011 Edition
Rev. 8/9/2011

KNOW ALL MEN BY THESE PRESENTS, that *(Insert full name or legal title and address of Contractor)*

Name: _____

Address: _____

hereinafter referred to as "Contractor", and *(Insert full name and address of principal place of business of Surety)*

Name: _____

Address: _____

hereinafter called the "surety", are jointly and severally held and firmly bound unto *(Insert full name and address of Agency)*

Name: University of South Carolina

Address: 743 Greene Street
Columbia, SC 29208

hereinafter referred to as "Agency", or its successors or assigns, the sum of _____ (\$ _____), being the sum of the Bond to which payment to be well and truly made, the Contractor and Surety bind themselves, their heirs, executors, administrators, successors and assigns, jointly and severally, firmly by these presents.

WHEREAS, Contractor has by written agreement dated _____ entered into a contract with Agency to construct

Project Name: HODGE CENTER COOLING TOWERS REPLACEMENT

Project Number: H34-9542-JM-C

Brief Description of Awarded Work, as found on the SE-330, Bid Form: Lump Sum Bid

in accordance with Drawings and Specifications prepared by *(Insert full name and address of A/E)*

Name: Peritus Engineers & Associates, Inc.

Address: P. O. Box 16598
Greenville, South Carolina 29606

which agreement is by reference made a part hereof, and is hereinafter referred to as the Contract.

IN WITNESS WHEREOF, Surety and Contractor, intending to be legally bound hereby, subject to the terms stated herein, do each cause this Labor and Material Payment Bond to be duly executed on its behalf by its authorized officer, agent or representative.

DATED this _____ day of _____, 2 BOND NUMBER _____
(shall be no earlier than Date of Contract)

CONTRACTOR

SURETY

By: _____
(Seal)

By: _____
(Seal)

Print Name: _____

Print Name: _____

Print Title: _____

Print Title: _____
(Attach Power of Attorney)

Witness: _____

Witness: _____

(Additional Signatures, if any, appear on attached page)

SE-357**Labor and Material Payment Bond****NOW, THEREFORE, THE CONDITION OF THIS OBLIGATION IS SUCH THAT:**

1. The Contractor and the Surety, jointly and severally, bind themselves, their heirs, executors, administrators, successors and assigns to the Agency to pay for all labor, materials and equipment required for use in the performance of the Contract, which is incorporated herein by reference.

2. With respect to the Agency, this obligation shall be null and void if the Contractor:

2.1 Promptly makes payment, directly or indirectly, for all sums due Claimants; and

2.2 Defends, indemnifies and holds harmless the Agency from all claims, demands, liens or suits by any person or entity who furnished labor, materials or equipment for use in the performance of the Contract.

3. With respect to Claimants, this obligation shall be null and void if the Contractor promptly makes payment, directly or indirectly, for all sums due.

4. With respect to Claimants, and subject to the provisions of Title 29, Chapter 5 and the provisions of §11-35-3030(2)(c) of the SC Code of Laws, as amended, the Surety's obligation under this Bond shall arise as follows:

4.1 Every person who has furnished labor, material or rental equipment to the Contractor or its subcontractors for the work specified in the Contract, and who has not been paid in full therefore before the expiration of a period of ninety (90) days after the date on which the last of the labor was done or performed by him or material or rental equipment was furnished or supplied by him for which such claim is made, shall have the right to sue on the payment bond for the amount, or the balance thereof, unpaid at the time of institution of such suit and to prosecute such action for the sum or sums justly due him.

4.2 A remote claimant shall have a right of action on the payment bond upon giving written notice by certified or registered mail to the Contractor within ninety (90) days from the date on which such person did or performed the last of the labor or furnished or supplied the last of the material or rental equipment upon which such claim is made.

4.3 Every suit instituted upon a payment bond shall be brought in a court of competent jurisdiction for the county or circuit in which the construction contract was to be performed, but no such suit shall be commenced after the expiration of one year after the day on which the last of the labor was performed or material or rental equipment was supplied by the person bringing suit.

5. When the Claimant has satisfied the conditions of paragraph 4, the Surety shall promptly and at the Surety's expense take the following actions:

5.1 Send an answer to the Claimant, with a copy to the Agency, within sixty (60) days after receipt of the claim, stating the amounts that are undisputed and the basis for challenging any amounts that are disputed.

5.2 Pay or arrange for payment of any undisputed amounts.

5.3 The Surety's failure to discharge its obligations under this paragraph 5 shall not be deemed to constitute a waiver of defenses the Surety or Contractor may have or acquire as to a claim. However, if the Surety fails to discharge its obligations under this paragraph 5, the Surety shall indemnify the Claimant for the reasonable attorney's fees the Claimant incurs to recover any sums found to be due and owing to the

Claimant.

6. Amounts owed by the Agency to the Contractor under the Contract shall be used for the performance of the Contract and to satisfy claims, if any, under any Performance Bond. By the Contractor furnishing and the Agency accepting this Bond, they agree that all funds earned by the contractor in the performance of the Contract are dedicated to satisfy obligations of the Contractor and the Surety under this Bond, subject to the Agency's prior right to use the funds for the completion of the Work.

7. The Surety shall not be liable to the Agency, Claimants or others for obligations of the Contractor that are unrelated to the Contract. The Agency shall not be liable for payment of any costs or expenses of any claimant under this bond, and shall have under this Bond no obligations to make payments to, give notices on behalf of, or otherwise have obligations to Claimants under this Bond.

8. The Surety hereby waives notice of any change, including changes of time, to the Contract or to related Subcontracts, purchase orders and other obligations.

9. Notice to the Surety, the Agency or the Contractor shall be mailed or delivered to the addresses shown on the signature page. Actual receipt of notice by Surety, the Agency or the contractor, however accomplished, shall be sufficient compliance as of the date received at the address shown on the signature page.

10. By the Contractor furnishing and the Agency accepting this Bond, they agree that this Bond has been furnished to comply with the statutory requirements of the South Carolina Code of Laws, as amended, and further, that any provision in this Bond conflicting with said statutory requirements shall be deemed deleted herefrom and provisions conforming to such statutory or other legal requirement shall be deemed incorporated herein. The intent is that this Bond shall be construed as a statutory Bond and not as a common law bond.

11. Upon request of any person or entity appearing to be a potential beneficiary of this bond, the Contractor shall promptly furnish a copy of this Bond or shall permit a copy to be made.

12. Any dispute, suit, action or proceeding arising out of or relating to this Bond shall be governed by the laws of the State of South Carolina.

13. DEFINITIONS

13.1 Claimant: An individual or entity having a direct contract with the Contractor or with a Subcontractor of the Contractor to furnish labor, materials, or equipment for use in the performance of the Contract. The intent of this Bond shall be to include without limitation in the terms "labor, materials or equipment" that part of water, gas, power, light, heat, oil, gasoline, telephone service or rental equipment used in the Contract, architectural and engineering services required for performance of the Work of the Contractor and the Contractor's Subcontractors, and all other items for which a mechanic's lien might otherwise be asserted.

13.2 Remote Claimant: A person having a direct contractual relationship with a subcontractor of the Contractor or subcontractor, but no contractual relationship expressed or implied with the Contractor.

13.3 Contract: The agreement between the Agency and the

Contractor identified on the signature page, including all
Contract Documents and changes thereto.

Project Name: HODGE CENTER COOLING TOWERS REPLACEMENT

Project Number: H34-9542-JM-C

University of South Carolina

CONTRACTOR'S ONE YEAR GUARANTEE

STATE OF _____

COUNTY OF _____

WE _____
as General Contractor on the above-named project, do hereby guarantee that all work executed under the requirements of the Contract Documents shall be free from defects due to faulty materials and /or workmanship for a period of one (1) year from date of acceptance of the work by the Owner and/or Architect/Engineer; and hereby agree to remedy defects due to faulty materials and/or workmanship, and pay for any damage resulting wherefrom, at no cost to the Owner, provided; however, that the following are excluded from this guarantee;

Defects or failures resulting from abuse by Owner.

Damage caused by fire, tornado, hail, hurricane, acts of God, wars, riots, or civil commotion.

[Name of Contracting Firm]

*By _____

Title _____

*Must be executed by an office of the Contracting Firm.

SWORN TO before me this
_____ day of _____, 2____ (seal)

_____ State

My commission expires _____

SECTION 01300 – ADMINISTRATIVE REQUIREMENTS

PART 1 - GENERAL

1.1. SECTION INCLUDES

- A. Preconstruction conference.
- B. Progress meetings.

PART 2 PRODUCTS – NOT USED

PART 3 EXECUTION

3.1 PRECONSTRUCTION CONFERENCE

- A. Engineer will schedule a meeting after Notice of Award.
 - 1. Meeting to take place no later than 15 days following the execution of the Agreement.
- B. Attendance Required:
 - 1. Owner.
 - 2. Engineer.
 - 3. Contractor.
- C. Agenda: Agenda to be prepared by Contractor and distributed to all invited attendees, to include:
 - 1. Project organizational structure and chain of command.
 - 2. Duties and expectations of the Owner, Engineer, and Contractor.
 - 3. Submission of executed bonds and insurance certificates.
 - 4. Project scope of work.
 - 5. Construction schedule.
 - 6. Distribution of Contract Documents.
 - 7. Contract disputes, mediation, partnering, and resolution.
 - 8. Submission of list of Subcontractors, list of Projects, schedule of values, and progress schedule.

9. Designation of personnel representing the parties, including Owner, Contractor and Engineer.
 10. Work schedule, normal working hours, and normal work week. Also to include required notice for scheduling overtime, outages, and interruptions.
 11. Safety procedures.
 12. Temporary and permanent utilities.
 13. Security, keys, fencing, site access, and limited access to certain areas.
 14. Designated parking and delivery areas.
 15. Designated storage areas, bonded storage, and security.
 16. Designated toilets, break areas, vending areas, and smoking areas.
 17. Daily cleanup, trash removal, dumpsters, and trash areas.
 18. Procedures and processing of field decisions, submittals, RFIs, substitutions, applications for payments, proposal requests, Change Orders, and Contract closeout procedures.
 19. Procedures and responsibilities for testing and inspecting, required permits, and licenses.
 20. Demolition items to be salvaged for Owner, notification, and storage area.
 21. Scheduling.
 22. Preparation of Record Documents, and Operating and Maintenance Manuals.
 23. Instruction and training of Owner's maintenance personnel.
 24. Warranties, manufacturer startup, prior to substantial completion.
 25. Final completion inspection and punch list.
 26. One year warranty inspection (Engineer to inspect 10 months after substantial completion).
 27. Contractor corrections for items found during the warranty inspection.
- D. Contractor shall record minutes and distribute copies within three days after meeting to participants, with copies to Engineer, Owner, participants, and those affected by decisions made.

3.02 PROGRESS MEETINGS

- A. Contractor shall schedule and administer meetings throughout progress of the Work at maximum bi-monthly intervals.
- B. Contractor shall make arrangements for meetings, prepare agenda with copies for participants, and preside at meetings.
- C. Attendance Required: Contractor's project manager, job superintendent, major Subcontractors and suppliers, Owner, Engineer as appropriate to agenda topics for each meeting.
- D. Agenda:
 - 1. Review of Work progress.
 - 2. Field observations, problems, and decisions.
 - 3. Identification of problems that impede, or will impede, planned progress.
 - 4. Review of submittals schedule and status of submittals.
 - 5. Maintenance of progress schedule.
 - 6. Corrective measures to regain projected schedule.
 - 7. Planned progress during succeeding work period.
 - 8. Maintenance of quality and work standards.
 - 9. Effect of proposed changes on progress schedule and coordination.
 - 10. Other business relating to Work.
- E. Contractor shall record minutes and distribute copies within three days after meeting to participants, with copies to Engineer, Owner, participants, and those affected by decisions made. Engineer shall review a draft copy of the minutes prior to distribution.

3.03 PROJECT RECORD DOCUMENTS

- A. Record Prints: Maintain one set of blue- or black-line white prints of the Contract Drawings and Shop Drawings. Mark prints to show actual installation where installation varies from that shown originally.
 - 1. Cross reference changes on Contract Drawings and Shop Drawings, noting construction change directive numbers, change order numbers and similar identification where applicable.
 - 2. Identify and date each Record Drawing; include the designation "PROJECT RECORD DRAWING" in a prominent location.

3. Organize into unbound sets. Place record prints in durable tube-type drawing containers with end caps. Mark end cap of each container with identification. If container does not include a complete set, identify Drawings included.
- B. Record Specifications: Mark Specifications to indicate actual product installation where installation varies from that indicated in Specifications, addenda, and contract modifications. Note related Change Orders, Record Product Data, and Record Drawings where applicable.
- C. Record Product Data: Mark Product Data to indicate the actual project installation where installation varies substantially from that indicated in Product Data submittal. Note related Change Orders, Record Specifications, and Record Drawings where applicable.

END OF SECTION 01300

SECTION 01320 – CONSTRUCTION PROGRESS SCHEDULE

PART 1 - GENERAL

1.01. SECTION INCLUDES

- A. Preliminary schedule.
- B. Construction progress schedule, bar chart type.

1.02 SUBMITTALS

- A. Within 10 days after date of Agreement, submit four copies of preliminary schedule.
- B. If preliminary schedule required revision after review, submit four copies of revised schedule within 10 days.
- C. Within 20 days after review of preliminary schedule, submit four (4) copies of draft of proposed complete schedule for review.
- D. Within 10 days after joint review, submit four copies of complete schedule. Submittal and approval of project Schedule is a condition precedent to the Payment of progress payments. Therefore, no construction work will be permitted and no progress payments will be made until project schedule has been approved by the Owner's Representative.
- E. Submit updated schedule with each Application for Payment.
- F. Daily Construction Report: Submit one (1) bound copy with project record documents at end of construction.
- G. Filed Condition Reports: Submit four (4) copies at time of discovery of differing conditions.

1.03 COORDINATION

- A. Coordinate preparation and processing of schedules and reports with performance of construction activities and with scheduling and reporting of separate contractors.
- B. Coordinate Contractor's Construction Schedule with the Schedule of Values, list of subcontracts, Submittals Schedule, progress reports, payment requests, and other required schedules and reports.
 - 1. Secure time commitments for performing critical elements of the Work from parties involved.
 - 2. Coordinate each construction activity in the network with other activities and schedule them in proper sequence.

1.04 SCHEDULE FORMAT

- A. Listings: In chronological order according to the start date for each activity. Identify each activity with the applicable specification section number.
- B. Sheet Size: Multiples of 8-1/2 x 11 inches.

PART 2 PRODUCTS

2.01 PRELIMINARY SCHEDULE

- A. Define planned operations for the first 60 days of Work with a general outline for remainder of Work.
- B. Prepare in the form of a horizontal bar chart.

2.02 SUBMITTALS SCHEDULE

- A. Submit a schedule of submittals, arranged in chronological order by dates required by construction schedule. Include time required for review, resubmitted, ordering, manufacturing, fabrication, and delivery when establishing dates.
 - 1. Coordinate Submittals Schedule with list of subcontractors, the Schedule of Values, and Contractor's Construction Schedule.
- B. Submit 4 copies of schedule. Arrange the following information in a tabular format.
 - 1. Scheduled date for first submittal.
 - 2. Specification Section number and title.
 - 3. Submittal category (action or informational.)
 - 4. Name of subcontractor.
 - 5. Description of the Work covered.
 - 6. Scheduled date for Engineer's final release or approval.

2.03 CONTRACTOR'S CONSTRUCTION SCHEDULE

- A. Show complete sequence of construction by activity, with dates for beginning and completion of each element of construction, in the form of a horizontal bar chart.
- B. Identify each item by specification section number.
- C. Identify work of separate stages and other logically grouped activities.
- D. Show accumulated percentage of completion of each item, and total percentage of Work completed, as of the first day of each month.

- E. Coordinate content with Schedule of Values.
- F. Provide legend for symbols and abbreviations used.
- G. Include a separate bar for each major portion of Work or operation.
- H. Identify the first work day of each week.

2.04 DAILY CONSTRUCTION REPORTS

- A. Prepare a daily construction report recording the following information concerning events at the project site:
 - 1. List of subcontractors at Project site.
 - 2. Equipment at Project site.
 - 3. Material deliveries.
 - 4. High and low temperatures and weather conditions.
 - 5. Accidents.
 - 6. Stoppages, delays, shortages, and losses.
 - 7. Meter readings and similar recordings.
 - 8. Orders and requests of authorities having jurisdiction.
 - 9. Services connected and disconnected.
 - 10. Equipment or system tests or startups.

2.05 FIELD CONDITION REPORTS

- A. Immediately upon the discovery of a difference between field conditions and the Contract Documents, prepare a detailed report. Submit with a request for information. Include a detailed description of the differing conditions, together with recommendations for changing the Contract Documents.

PART 3 EXECUTION

3.01 REVIEW AND EVALUATION OF SCHEDULE

- A. Participate in joint review and of schedule with Engineer at each submittal.
- B. Evaluate project status to determine work behind schedule and work ahead of schedule.
- C. After review, revise as necessary as result of review, and resubmit within 10 days.

3.02 UPDATING SCHEDULE

- A. Main schedules to record actual start and finish dates of completed activities.
- B. Indicate progress of each activity to date of revision, with projected completion date of each activity.
- C. Identify activities modified since previous submittal, major changes in Work, and other identifiable changes.
- D. Indicate changes required to maintain Date of Substantial Completion.
- E. Submit reports required to support recommended changes.
- F. Update schedule monthly and submit with each Application for Payment.

3.03 DISTRIBUTION OF SCHEDULE

- A. Distribute copies of updated schedules to Contractor's project site file, to Subcontractors, suppliers, Engineer, Owner, and other concerned parties with a need-to-know scheduling responsibility.
- B. Instruct recipients to promptly report, in writing, problems anticipated by projections shown in schedules.
- C. Post copies in Project meeting rooms and in temporary field offices.
- D. When revisions are made, distribute updated schedules to the same parties and post in the same locations.

END OF SECTION 01320

SECTION 01330 – SUBMITTAL PROCEDURES

PART 1 - GENERAL

1.01. SUBMITTAL SCHEDULE

- A. Include a submittal register listing all anticipated submittals, shop drawings, product data, and samples as defined in the Contract Documents and also include certificates, test data, schedules, and other submitted data required to demonstrate compliance with the Contract Documents.

1.02 SUBMITTAL DESCRIPTIONS

- A. Submit four copies of each of the following unless otherwise specified.
 - 1. SD-01 Manufacturer's Catalog Data
 - a. Data composed of catalog cuts, brochures, circulars, specifications and product data, and printed information in sufficient details and scope to verify compliance with requirements of the Contract Documents. Reviews and submittals shall be as specified for shop drawings. Clearly mark product data to identify the applicable products or models proposed for use. Clearly identify items where options or modifications are required by the Contract Documents.
 - 2. SD-02 Drawings/Procedures/Schedules
 - a. Shop Drawings: Submit shop drawings in the form of one reproducible print and three blue line or black line prints. Drawings size shall not exceed 24 inches by 30 inches. After review, the Engineer will return the reproducible print with any applicable notations and an appropriate stamp. If corrections are to be made, the original drawings shall be revised and a new reproducible and three prints submitted, and repeated until so approved. Upon approval, a reproducible marked as such will be returned to the Contractor. A minimum clear space, 4 inches high x 6 inches long, shall be left on the reproducible print above or to the left of the title block or application of the approval stamp. The contractor shall be responsible for the prints required for the work, and these prints shall be from the final reproducible bearing the final stamp of the Engineer.
 - 3. SD-03 Certificates
 - a. Certificates signed by responsible officials of a manufacturer of a project, system, or material attesting that the product, system, or material meet specified requirements. Submit certificates certifying the method of installation or quality of installation at the completion of the work. The submittal must be dated after the award of this contract, name the project and list the specific requirements, which it is intended to address.

4. SD-04 Samples

- a. Samples, including both fabricated and un-fabricated physical examples of materials, products, and units of work as complete units or as portions of units of work.
- b. Submit samples of sufficient size and quantity to illustrate clearly the functional characteristics of the product with integrally related parts and attachment devices. Approved samples are the standard by which the finished work will be evaluated. Furnish one sample for each required submittal unless otherwise specified in the technical specifications. In general, deliver samples to the office of the Engineer unless the Engineer requests delivery to the Owner or the building site. Full-size usable samples will be returned to the Contractor and approved samples may be used as part of the work unless they are specified otherwise in the technical specifications.

5. SD-05 Warranty Forms

- a. Prior to installation, submit warranty forms complete in every respect, except for authorized signature(s) and date of commencement.

1.03 CONTRACTOR PREPARATION

A. Certification:

1. Contractor submittals shall be reviewed by the Contractor prior to submittal to the Engineer and shall include the following certification:
 - a. "I hereby certify that the material(s), equipment, and/or article(s) shown and marked in this submittal and proposed to be incorporated into the Work is (are) in strict conformance with the Contract Documents, can be installed in the allocated spaces, and comprises(s) no variation thereto, unless specifically noted otherwise."
2. Contractor Review and Coordination: Before submitting a show drawing or related material to the Engineer, the Contractor shall:
 - a. Review each such submission for conformance with the Contractor's means, method techniques, sequences and operations of construction, and safety precautions and programs incidental thereto, all of which are the sole responsibility of the Contractor.
 - b. Review and coordinate each such submission with other related or affected work.
 - c. Approve each such submission before submitting same; and

- d. Provide the required Contractor's certification as specified in Paragraph A1a Certification, above.
3. By approving a submittal, the Contractor thereby warrants and represents that he has determined and verified applicable field measurements, field construction criteria, materials, catalog numbers and similar data, and has checked and coordinated the submittal with the requirements of the Work and for conformance with the Contract Documents. Submittals submitted without the required certification and coordination will be returned to the Contractor without review. Delays in construction because of late submission or re-submission of required submittals shall be the sole responsibility of the Contractor.
4. Deviations: If a submittal deviates from the drawings and project manual because of standard shop practice, substitutions (approved in accordance with the General Conditions as amended), or any other reason advise Engineer via a separate written instrument. Otherwise, the Contractor will not be relieved of the responsibility for executing the Work in accordance with the Contract Documents even though such submittals may have been approved.
5. Extent of Submittals: Submit only submittals required by the Contract Documents. The Engineer reserves the right to refrain from reviewing other submittals.
 - a. Do not include items from more than one specification section per submittal.
 - b. Contractor may require additional documentation from subcontractors or suppliers for his own use at no additional cost to the Owner. Such documentation shall not be submitted for review without prior written consent from the Engineer.
 - c. Submit only complete specifications sections for review; no partial submittals will be accepted. Incomplete specifications sections will be returned without review by the Engineer.

1.04 FORM OF SUBMITTAL

- A. Submit letter of transmittal in duplicate with each submission listing the contents of the submission and identifying each item by reference to specifications section or drawing. Clearly label shop drawings with the name of the project and other necessary information. Bound product data and other similar material that cannot be so labeled conveniently in suitable covers bearing the identifying data. Distribution of submittals by Engineer will be as specified in Paragraph "Owner's Representative Procedures." Additional copies, as required, shall be marked by the Contractor for his use after submittals have been approved.

1.05 TIME FOR REVIEW

- A. The Contractor shall allow a minimum of ten (10) consecutive working days (i.e. Monday through Friday, excluding holidays, and measured from the date of receipt of the Contractor's submittal) for the Engineer's review of each submittal. The same minimum timeframe shall be allowed for at least one (1) re-submittal of each such submittal.

1.06 RESUBMISSION

- A. Change or correct submittals as required by the Engineer and resubmit until approved. Indicate any changes which have been made other than those requested by the Engineer.
- B. Use the same transmittal procedure as outlined above.

1.07 OWNER'S REPRESENTATIVE'S PROCEDURES

- A. Owner's Representative's Review: Submittals will be reviewed with reasonable promptness.
- B. Submittals shall be returned with the Engineer's submittal stamp with designations for approval, rejection, correction, or resubmittal.

1.08 DISTRIBUTION OF SUBMITTALS

- A. Approved Shop Drawings, product data, manufacturer's literature, and certificates, will be distributed by the Engineer as follows:
 - 1. Reproducible shop drawing and one copy of product data and manufacturer's literature to the Contractor.
 - 2. One copy of all submittals to the Owner's Representative.
- B. Changes After Approval
 - 1. Make no change in a submittal marked "Reviewed" or "Furnish as Corrected" without obtaining the prior written consent of the Engineer. If such written consent is obtained, revise the submittal to show fully the altered parts of the work and resubmit according to the procedures specified herein. State on resubmittal that the work shown supersedes and voids identified parts of the same work previously shown. Give full identification on the drawings previously approved by the Engineer and the date of such action.

1.09 PROCEEDING WITHOUT APPROVAL

- A. No submittal may be used in the shop or on the work, except in accordance with the foregoing paragraphs. Proceeding with any construction and ordering or fabricating materials before all relevant drawings have been "Reviewed" or marked "Furnish as Corrected" shall be done at the Contractor's sole risk.

HODGE CENTER COOLING TOWERS REPLACEMENT
State Project No. H34-9542-JM-C
Spartanburg, South Carolina

Division 1

PART 2 PRODUCTS (NOT USED)

PART 3 EXECUTION (NOT USED)

END OF SECTION 01330

SECTION 01355 – SECURITY PROCEDURES

PART 1 - GENERAL

1.01. SECTION INCLUDES

- A. Security measures including formal security program, entry control, personnel identification, and miscellaneous restrictions.

1.02 SECURITY PROGRAM

- A. Protect Work, existing premises and Owner's operations from theft, vandalism and unauthorized entry.
- B. Initiate program in coordination with Owner's existing security system at project mobilization.
- C. Maintain program throughout construction period until Owner acceptance precludes the need for Contractor security.

1.03 ENTRY CONTROL

- A. Restrict entrance of persons and vehicles into Project site and existing facilities.
- B. Allow entrance only to authorized persons with proper identification.
- C. Maintain log of workers and visitors, make available to Owner on request.
- D. Owner will control entrance of persons and vehicles related to Owner's operations.
- E. Coordinate access of Owner's personnel to site in coordination with Owner's security forces.
- F. Secure all construction equipment, machinery and vehicles, park and store only within fenced area, and render inoperable during non-work hours. Contractor is responsible to insure that no construction materials, tools, equipment, machinery, or vehicles can be used for unauthorized entry or other damage or interference to activities and security of existing facilities adjacent to and in the vicinity of construction site.

1.04 PERSONNEL IDENTIFICATION

- A. Provide identification badge to each person authorized to enter premises.
- B. Badge to include: Personal photograph, name assigned number, expiration date and employer.
- C. Maintain a list of accredited persons; submit copy to Owner on request.
- D. Require return of badges at expiration of their employment on the work.

PART 2 PRODUCTS & PART 3 EXECUTION (NOT USED)

END OF SECTION 01355

SECTION 01400 – QUALITY REQUIREMENTS

PART 1 - GENERAL

1.01. SECTION INCLUDES

- A. Qualifications.
- B. Control of Installation.
- C. Mock-ups.
- D. Tolerances.
- E. Manufacturer's field services.
- F. Defect Assessment.

1.02 QUALITY ASSURANCE

- A. Installation of new cooling towers shall be carefully scheduled with owner to minimize impacts to normal building operations that use chilled water. Shutdown and demolition of existing cooling tower systems shall be coordinated and scheduled with owner so that shutdown duration may be minimized.

1.03 QUALIFICATIONS

- A. General: Qualifications paragraphs in this Article establish the minimum qualification levels required; individual Specification Sections specify additional requirements.
- B. Installer Qualifications: A firm or individual experienced in installing, erecting, or assembling work similar in material, design, and extent to that indicated for this Project, whose work has resulted in construction with a record of successful in-service performance.
- C. Manufacturer Qualifications: A firm experienced in manufacturing products or systems similar to those indicated for this Project and with a record of successful in-service performance, as well as sufficient production capacity to produce required units.
- D. Fabricator Qualifications: A firm experienced in manufacturing products similar to those indicated for this Project and with a record of successful in-service performance, as well as sufficient production capacity to product required units.
- E. Professional Engineer Qualifications: A professional engineer who is legally qualified to practice in jurisdiction where Project is located and who is experienced in providing engineering services of the kind indicated. Engineering services are defined as those performed for installations of the system, assembly, or products that are similar to those indicated for this project in material, design, and extent.

- F. Specialists: Certain sections of the Specifications require that specific construction activities shall be performed by entities who are recognized experts in those operations. Specialists shall satisfy qualification requirements indicated and shall be engaged for the activities indicated.
 - 1. Requirements for specialists shall not supersede building codes and regulations governing the Work.
- G. Factory-Authorized Service Representative Qualifications: An authorized representative of manufacturer who is trained and approved by manufacturer to inspect installation of manufacturer's products that are similar in material, design, and extent to those indicated for this Project.

PART 2 PRODUCTS (NOT USED)

PART 3 EXECUTION

3.01 CONTROL OF INSTALLATION

- A. Monitor quality control over suppliers, manufacturers, products, services, site conditions, and workmanship, to produce Work of specified quality.
- B. Comply with manufacturers' instructions, including each step in sequence.
- C. Should manufacturer's instructions conflict with Contract Documents, request clarification from Engineer before proceeding?
- D. Comply with specified standards as minimum quality for the Work except where more stringent tolerances, codes or specified requirements indicate higher standards or more precise workmanship. If compliance with two or more standards is specified and the standards establish different or conflicting requirements for minimum quantities or quality levels, comply with the most stringent requirement. Refer uncertainties and requirements that are different, but apparently equal, to Engineer for a decision before proceeding.
- E. Have Work performed by persons qualified to produce required and specified quality.
- F. Verify that field measurements are as indicated on shop drawings or as instructed by the manufacturer.
- G. Secure products in place with positive anchorage devices designed and sized to withstand stresses, vibration, physical distortion, and disfigurement.

3.02 MANUFACTURERS' FIELD SERVICES

- A. When specified in individual specification sections, require material or product suppliers or manufacturers to provide qualified staff personnel to observe site conditions, conditions of surfaces and installation, quality of workmanship, start-up of equipment, test, adjust and balance of equipment as applicable, and to initiate instructions when

necessary.

- B. Report observations and site decisions or instructions given to applicators or installers that are supplemental or contrary to manufacturers' written instructions.

3.03 DEFECT ASSESSMENT

- A. Replace Work or portions of the Work not conforming to specified requirements.
- B. If, in the opinion of Engineer, it is not practical to remove and replace the Work, Engineer will direct an appropriate remedy or adjust payment.

END OF SECTION 01400

SECTION 01500 – TEMPORARY FACILITIES AND CONTROLS

PART 1 - GENERAL

1.01. SECTION INCLUDES

- A. Equipment.
- B. Temporary sanitary facilities.
- C. Temporary Controls. Barriers, enclosures, and fencing.
- D. Environmental Procedures and Controls.
- E. Temporary facilities installation, operation, and maintenance.

1.02 QUALITY ASSURANCE

- A. Installation of new cooling towers shall be carefully scheduled with owner to minimize impacts to normal building operations that use chilled water. Shutdown and demolition of existing cooling tower systems shall be coordinated and scheduled with owner so that shutdown duration may be minimized.

1.03 SUBMITTALS

- A. See Section 01330 for submittal procedures.
- B. Site Plan: Show temporary facilities, utility hookups, staging areas, and parking areas for construction personnel.

1.04 EQUIPMENT

- A. Self-Contained Toilet Units: Single-occupant units of chemical, aerated recirculation or combustion type; vented; fully enclosed with glass-fiber-reinforced polyester shell or similar non-absorbent material.
- B. Drinking-Water Fixtures: Drinking-water fountains, containerized, tap-dispensed, bottled-water drinking-water units, including paper cup supply.

1.05 TEMPORARY SANITARY FACILITIES

- A. Provide and maintain required temporary toilets, wash facilities, and drinking water for construction personnel. Comply with authorities having jurisdiction for type, number, location, operation, and maintenance of fixtures and facilities.
- B. Maintain daily in clean and sanitary condition.

1.06 BARRIERS

- A. Provide barriers to prevent unauthorized entry to construction areas, to allow for Owner's use of site and to protect existing facilities and adjacent properties from damage from construction operations and demolition.
- B. Protect non-owned vehicular traffic, stored materials, site, and structures from damage.
- C. Provide fencing/barriers around work area to ensure the safety of workers on the project. Areas of construction must be properly enclosed and secured at all times.

1.06 EXTERIOR ENCLOSURES

- A. Before construction operations begin, Contractor will install chain-link enclosure fence with lockable entrance gates at staging and storage areas. Contractor to provide padlocks.
 - 1. Maintain security by limiting the number of keys and restricting distribution to authorized personnel. Provide Owner with one set of keys.
 - 2. Contractor will remove enclosure fence at end of construction.
 - 3. Contractor is responsible for filling in post holes and reseeding grassed areas as required.
- B. Refer to construction drawings for designated location for required exterior enclosure area.

PART 2 PRODUCTS (NOT USED)

PART 3 EXECUTION

3.01 ENVIRONMENTAL PROCEDURES AND CONTROLS

- A. Environmental Protection: Provide protection, operate temporary facilities, and conduct construction in ways and by methods that comply with environmental regulations and that minimize possible air, waterway, and subsoil contamination or pollution or other undesirable effects.
- B. Pollution Controls.
 - 1. Use water mist, temporary enclosures, and other suitable methods to limit the spread of dirt and dust generated by construction operations. Comply with governing environmental protection regulations.
 - a. Do not create hazardous or objectionable conditions, such as ice, flooding, and pollution when using water.
 - 2. Remove and transport debris in a manner that will prevent spillage on adjacent

surfaces and areas.

3. Clean adjacent buildings and improvements of dust, dirt and debris caused by Construction operations. Return adjacent areas to condition existing before start of demolition.

3.02 TEMPORARY FACILITIES INSTALLATION, OPERATION AND MAINTENANCE, AND REMOVAL

- A. Supervision: Enforce strict discipline in use of temporary facilities. To minimize waste and abuse, limit availability of temporary facilities to essential and intended uses.
- B. Installation: Install temporary sanitary facilities, barriers, and exterior enclosures at time of Project mobilization.
- C. Maintenance and Operation:
 1. Clean site daily.
 2. Temporary sanitary facilities to be cleaned daily.
- D. Termination and Removal: Remove each temporary facility when need for its service has ended, or not later than Substantial Completion.

END OF SECTION 01500

SECTION 01550 – VEHICULAR ACCESS AND PARKING

PART 1 - GENERAL

1.01. SECTION INCLUDES

- A. Access roads.
- B. Parking.
- C. Existing pavements and parking areas.
- D. Permanent pavements and parking facilities.
- E. Construction parking controls.
- F. Traffic signs and signals.
- G. Maintenance.
- H. Removal, repair.
- I. Mud from site vehicles.

PART 2 PRODUCTS (NOT USED)

PART 3 EXECUTION

3.01 ACCESS ROADS

- A. Use of designated existing on-site streets and driveways for construction traffic is permitted.
- B. Tracked vehicles not allowed on paved areas.
- C. Provide unimpeded access for emergency vehicles. Maintain 20 foot width driveways with turning space between and around combustible materials.
- D. Provide and maintain access to fire hydrants free of obstructions.

3.02 PARKING

- A. Use of designated areas of existing parking facilities by construction personnel is permitted.
- B. Do not allow heavy vehicles or construction equipment in parking areas.
- C. Arrange with Owner for temporary parking areas to accommodate use of construction personnel.
- D. When site space is not adequate, provide additional off-site parking.
- E. Locate as approved by Owner.

3.03 CONSTRUCTION PARKING CONTROL

- A. Control vehicular parking to prevent interference with public traffic and parking, access by emergency vehicles, and Owner's operations.
- B. Monitor parking of construction personnel's vehicles in existing facilities. Maintain vehicular access to and through parking areas.
- C. Prevent parking on or adjacent to access roads or in non-designated areas.

3.04 HAUL ROUTES

- A. Consult with authority having jurisdiction, establish public thoroughfares to be used for haul routes and site access.
- B. Confine construction traffic to designated haul routes.
- C. Provide traffic control at critical areas of haul routes to regulate traffic, to minimize interference with public traffic.

3.05 TRAFFIC SIGNS AND SIGNALS

- A. At approaches to site and on site, install at crossroads, detours, parking areas, and elsewhere as needed to direct construction and affected public traffic.

3.06 MAINTENANCE

- A. Maintain traffic and parking areas in a sound condition free of excavated material, construction equipment, products, mud, snow, and ice.
- B. Maintain existing paved areas used for construction; promptly repair breaks, potholes, low areas, standing water, and other deficiencies, to maintain paving and drainage in original, or specified, condition.

3.07 REMOVAL, REPAIR

- A. Repair existing facilities damaged by use, to original condition.
- B. Remove equipment and devices when no longer required.
- B. Repair damage caused by installation.

3.08 MUD FROM SITE VEHICLES

- A. Provide means of removing mud from vehicle wheels before entering streets.

END OF SECTION 01550

SECTION 01741 – CONSTRUCTION WASTE MANAGEMENT AND DISPOSAL

PART 1 - GENERAL

1.01. SECTION INCLUDES

- A. Waste management requirements and implementation.

1.02 WASTE MANAGEMENT REQUIREMENTS

- A. Employ processes that ensure the generation of as little waste as possible due to error, poor planning, breakage, mishandling, contamination, or other factors.
- B. Minimize trash/waste disposal in landfills; reuse, salvage, or recycle as much waste as economically feasible.
- C. Methods of trash/waste disposal that are not acceptable are:
 - 1. Burning on the project site.
 - 2. Burying on the project site.
 - 3. Dumping or burying on other property, public or private.
 - 4. Other illegal dumping or burying.
- D. Regulatory Requirements: Contractor is responsible for knowing and complying with regulatory requirements, including but not limited to Federal, State and local requirements, pertaining to legal disposal of all construction and demolition waste materials.

PART 2 PRODUCTS (NOT USED)

PART 3 EXECUTION

3.01 WASTE MANAGEMENT IMPLEMENTATION

- A. Instruction: Provide on-site instruction of appropriate separation, handling, and recycling, salvage, reuse, and return methods to be used by all parties at the appropriate stages of the project.
- B. Meetings: Discuss trash/waste management goals and issues at project meetings.
 - 1. Pre-bid meeting.
 - 2. Pre-construction meeting.
 - 3. Regular job-site meetings.

- C. Facilities: provide specific facilities for separation and storage of materials for recycling, salvage, reuse, return, and trash disposal, for use by all constructors and installers.
 - 1. As a minimum, provide:
 - a. Separate area for storage of materials to be reused on-site, such as wood cut-offs for blocking.
 - b. Separate dumpsters for each category of recyclable.
 - c. Recycling bins at worker lunch area.
 - 2. Provide containers as required.
 - 3. Provide adequate space for pick-up and delivery and convenience to subcontractors.
 - 4. Keep recycling and trash/waste bin areas neat and clean and clearly marked in order to avoid contamination of materials.
- D. Hazardous Wastes: Separate, store, and dispose of hazardous wastes according to applicable regulations.
- E. Recycling: Separate, store, protect, and handle at the site identified recyclable waste products in order to prevent contamination of materials and to maximize recyclability of identified materials. Arrange for timely pickups from the site or deliveries to recycling facility in order to prevent contamination of recyclable materials.
- F. Reuse of Materials ON-Site: Set aside, sort, and protect separated products in preparation for reuse.
- G. Salvage: Set aside, sort, and protect products to be salvaged for reuse off-site.
- H. Clean site daily to remove trash and debris.

END OF SECTION 01741

DIVISION 03000 – STRUCTURAL CONCRETE

PART 1 - GENERAL

1.1. RELATED DOCUMENTS:

- A. Drawings and General Provisions of Contract, including General and Supplementary Conditions and Division - 1 Specification sections, apply to work of this section.

1.2 DESCRIPTION OF WORK:

- A. Furnish all labor, materials and equipment necessary to complete all concrete POURED-IN-PLACE as required and as specified herein.

1.3 SUBMITTALS:

- A. Submit shop drawings of proposed POURED-IN-PLACE structures to Engineer for review prior to start of work.

1.4 COORDINATION WITH OTHER TRADES

- A. Cooperate with other trades to coordinate all openings and placement of embedded items which are required to be furnished and/or placed under those sections of the specifications pertaining to those applicable trades.

1.5 REFERENCE STANDARD:

- A. Unless otherwise noted on the drawings or specified herein, all concrete work shall be performed in accordance with all applicable requirements of ACI 301 "Specifications for Structural Concrete for Buildings", latest edition.
- B. Strength: 28-day compressive strength requirements as directed by Structural Engineer for the project.
- C. Reinforcing Steel: Comply with the requirements of ASTM A615. Provide grade 40 to 60, or as directed by Structural Engineer for the project
- D. Ready-Mixed Concrete: All concrete for this project shall be ready-mixed concrete in accordance with ASTM C94, except for small miscellaneous amounts mixed in procedure and proportions to obtain same consistency as ready-mixed concrete.
- E. Testing: Concrete testing for this project shall be paid for by the Contractor, and shall consist of compressive tests made by the laboratory in accordance with ASTM C39. Secure samples for test cylinders in accordance with ASTM C31. Slump tests shall be made in accordance with ASTM C143.

1.6 CONCRETE FORM WORK:

- A. Work included: Provide formwork in accordance with the provisions of this section for all cast-in-place concrete shown on the drawings or required by other sections of these specifications.
- B. Design of formwork is the Contractor's responsibility.

- C. Standards: Comply with all pertinent provisions of ACI 347, latest edition
- D. Construct formwork for exposed concrete piers with Sonotube forms or other type materials acceptable to the Structural Engineer to provide continuous, straight, smooth as-cast surfaces.
- E. Side forms of footings may be omitted and concrete placed directly against excavation only when requested by the Contractor and accepted by the architect and/or Owner. When omission of forms is accepted, provide additional concrete one inch on each side of the minimum design profiles or as directed by the Structural Engineer

END OF SECTION 03000

DIVISION 05000 – STRUCTURAL STEEL

PART 1 - GENERAL

1.1. RELATED DOCUMENTS:

- A. Drawings and General Provisions of Contract, including General and Supplementary Conditions and Division - 1 Specification sections, apply to work of this section.

1.2 DESCRIPTION OF WORK:

- A. Furnish all labor, materials and equipment necessary to furnish, erect, and complete all STRUCTURAL STEEL as indicated on the drawings and as specified herein.
- B. Furnish and install all miscellaneous metal items indicated on the drawings and as specified herein and/or as directed by the Structural Engineer
 - 1. In general, miscellaneous metal items include the following:
 - a. Miscellaneous steel items embedded in concrete
 - b. Angle piping supports
 - c. Any other miscellaneous metal items shown on the drawings.
- C. Furnish all necessary anchor bolts, bearing plates, inserts, connection material, and/or other accessories, necessary and incidental to completely erect all structural steel.
- D. Items which require setting in concrete, or attachment to materials of other trades, shall be furnished by the Contractor.
- E. Materials and items necessary and incidental to hanging and/or supporting architectural, mechanical, and/or electrical components of the building are included under their respective sections of these specifications.

1.3 SUBMITTALS:

- A. Shop Drawings: Complete fabrication shop drawings and erection plans shall be submitted to the Engineer for approval prior to fabrication. Do not fabricate structural or miscellaneous steel until shop drawings have been approved. Shop drawings must carry the stamp of the Contractor showing they have been checked by him prior to submittal to the Engineer.

1.4 REFERENCE STANDARD:

- A. All structural steel framing shall conform to the American Institute of Steel Construction specifications for the Design, Fabrication and Erection of Structural Steel for Buildings, latest revision.
- B. Fabrication and erection of miscellaneous steel shall conform to the applicable requirements of the AISC Specification for the Design, Fabrication and Erection of Structural Steel for Buildings.

1.5 WELDING

- A. Both shop and field welds shall be made only by welders and welding operators qualified by the American Welding Society, to perform the type of work required by these specifications and the structural drawings.

1.6 FIELD MEASUREMENTS

- A. Take all measurements in the field as required to verify or supplement dimensions shown on drawings and assume responsibility for fit of all work.

PART 2 – PRODUCTS

2.1 MATERIALS SOURCE: All materials shall be new, clean, and free from scale or rust

2.2 STRUCTURAL STEEL shall conform as follows:

Beams: A992

Pipe: A53, Grade B

Shapes and Plates: A36

2.3 BOLTS shall conform to ASTM A307

2.4 FABRICATION:

- A. The steel manufacturer shall clean all structural steel work of rust, loose mill scale, weld splatter, and other foreign matter. Cleaning shall be done with steel bristle brushes, either hand or electric powered rotary type
- B. All steel shall be hot dip galvanized

PART 3 – EXECUTION

3.1 ERECTION

- A. Erect structural steel in accordance with current requirements of the American Institute of Steel Construction and approved building Shop Drawings. Provide all temporary bracing required for proper alignment and stability during erection, and as long thereafter as required for safety.

END OF SECTION 05000

SECTION 15000 - MECHANICAL GENERAL PROVISIONS

PART 1 - GENERAL

1.1 RELATED DOCUMENTS:

- A. Drawings and General Provisions of Contract, including General and Supplementary Conditions and Division-1 Specification sections, apply to work of this section.
- B. This section is a Division-15 Basic Materials and Methods Section, and a part of each Division-15 section making reference to mechanical related work specified herein.

1.2 SUMMARY OF MECHANICAL WORK:

- A. Drawings: Refer to the HVAC-Series drawings for graphic representations, schedules and notations showing mechanical work.
- B. Specifications: Refer to Division-15 sections for the primary technical specifications of mechanical work.
- C. General Outline: The facilities and systems of the mechanical work can be described (but not by way of limitation) as follows: New Cooling Towers and associated piping, including controls, and testing, adjusting, and balancing of systems. Also the demolition of existing cooling towers, piping, and associated structure is to be included in the project.

1.3 COORDINATION OF MECHANICAL WORK:

- A. GENERAL: Refer to the Division 1 sections for general coordination requirements applicable to the entire work. It is recognized that the contract documents are diagrammatic in showing certain physical relationships which must be established within the mechanical work, and in its interface with other work including utilities and electrical work, and that such establishment is the exclusive responsibility of the Contractor.

1.4 QUALITY ASSURANCE, STANDARDS AND SYMBOLS:

- A. General: Refer to Division 1 sections for general administrative/procedural requirements related to compliance with codes and standards. Specifically, for the mechanical work (in addition to standards specified in individual work sections), the following standards are imposed, as applicable to the work in each instance:
 - 1. International Building Code (IBC, 2009 Edition)
 - 2. International Energy Conservation Code (IECC), 2006 Edition
 - 3. International Mechanical Code (IMC), 2009 Edition
 - 4. South Carolina Department of Health & Environmental Control
 - 5. National Electrical Code, NFPA 70
- B. Secure and pay for all costs related to permits, governmental fees, license, cost necessary for the proper execution and completion of the work, which are applicable at the time the bids are received.

1.5 ELECTRICAL CODE LABELING REQUIREMENTS:

- A. All electrically powered equipment shall be UL labeled or labeled by similar testing agency or shall meet International Building Code for Alternate Material and Methods in lieu of labels.

1.6 SUBMITTALS:

- A. General: Refer to Division 1 sections for general requirements concerning work-related submittals (refer to other Division 1 sections for administrative submittals). For mechanical work, the following quantities are required for each category of submittal (in addition to the quantities specified in Division 1), unless otherwise indicated in individual work sections (quantity does not include copies required by governing authorities, or by Contractor for its own purposes):
- 6 sets, including 3 for maintenance manuals.
- B. Engineer will review Contractor's shop drawings and related submittals with respect to the ability of the detailed work, when complete, to be a properly functioning integral element of the overall system designed by the Engineer.
- C. Before submitting a shop drawing or any related material to the Engineer, the Contractor and his Subcontractor (if any) shall: review each such submission for conformance with the means, methods, dimensional space limitations, techniques, sequences, and operations of construction, and safety precautions and programs incidental thereto, all of which are the sole responsibility of the Contractor; approve each such submission before submitting it; and so stamp each such submission before submitting it. The Engineer shall assume that no shop drawing or related submittal comprises a variation unless the Contractor and his Subcontractor (if any) advises the Engineer otherwise via a written instrument which is acknowledged by the Engineer in writing. The shop drawings and related material (if any) called for are indicated below. In the event that the Engineer will require more than ten (10) working days to perform review, the Engineer shall so notify the Contractor.
- D. The Engineer shall return shop drawings and related materials with comments provided that each submission has been called for and is stamped by the Contractor and his Subcontractor (if any) as indicated above. The Engineer shall return without comment material not called for or which has not been approved by the Contractor and his Subcontractor (if any).
- E. Product Data Required:
1. Cooling Tower
 2. Piping
 3. Piping Accessories
 4. Piping Insulation, including heat tracing
 5. Controls
 6. Valves
- F. Certifications: 3 copies.
- G. Test Reports: 3 copies.
- H. Warranties (Guarantees): 6 copies, including 3 for maintenance manuals.
- I. Maintenance Manuals: 3 complete sets with individual sets of this data bound in 10-1/2 x 11-1/2 loose-leaf 3-ring binders, 1-1/2", 2" or 3" ring size, with rigid permanent vinyl covered back and front. Separators with index tabs and loose-leaf sheet protectors shall be provided. One set shall have all sheets individually encased in clear plastic document protectors. Each set shall include the following data:
1. Valve Directory indicating valve number, size, manufacturer, location, function, and normal position. Valve tag numbers shall be as specified.

2. Mechanical Equipment: Show the following information for all mechanical equipment:

- a. Nameplate designation.
- b. Manufacturer's nameplate data.
- c. Location of equipment.
- d. Area served.
- e. Complete parts drawing and list.
- f. Manufacturer's operating instructions.
- g. Manufacturer's maintenance instructions.
- h. Manufacturer's installation instructions.
- i. Nearest supplier for parts and replacements with telephone number.
- j. Nearest service organization for equipment with telephone number.

3. Control Data:

- a. Control diagrams and wiring diagrams where applicable.
- b. Description of control system.
- c. Catalog data, maintenance and calibration instruction for all components.
- d. Control supplier and address.
- e. Control installer and address.

4. Maintenance Instruction: A typewritten form of instructions for maintenance of the systems, in itemized form and with time schedule for maintenance work, shall be furnished. The instructions shall list each item of mechanical equipment requiring inspection, lubrication or service and describe the performance of such maintenance. The list shall include the type of bearings for each piece of equipment, the type of and frequency of lubrication required. The operating personnel shall be instructed in the care of the system in accordance with the typewritten instructions.

1.7 PRODUCTS, MECHANICAL WORK:

- A. GENERAL: Refer to Division 1 sections for general requirements on products, materials and equipment.

PARTS 2 AND 3 - PRODUCTS AND EXECUTION

2.1 ELECTRICAL PROVISIONS OF MECHANICAL WORK:

A. WIRING:

1. All control wiring (120V and less) to be complete to all motorized equipment, and control devices listed in this specification and shown on the mechanical drawings, shall be done under Division 15. The Contractor shall refer to Electrical plans and specifications to determine the source of electrical energy for the various control circuits. All wiring shall be in conduit, shall conform to Division 16 of this specification, all local codes, the National Electrical Code, and shall be installed by an approved licensed Electrical Contractor. Wiring diagrams indicating wire sizes and conduit runs for all electrical work that is required to be installed under this contract shall be submitted to the Engineer for prior approval before work is begun. Upon completion of the work, the wiring diagrams shall be revised to incorporate any additions or corrections and two copies of the "as installed" diagrams shall be furnished to the owner and one to the Engineer on reproducible paper or electronic media.

B. MOTORS:

1. Motors for equipment shall be of approved manufacture and of electrical, speed, and torque characteristics shown on the drawings. Motors 3/4 h.p. and above shall be wound for 3 phase, 60 cycle current; and 1/2 h.p. and under, 1 phase, 60 cycle current. Single phase motors shall be furnished with built-in overload and under-voltage protection. Nameplates for all motors shall be stamped for the current characteristics indicated on the drawings.
2. The use of shaded pole motors above 1/20 h.p. is prohibited.
3. Motors shall be premium high efficiency type (90% plus), E + 3 and shall have capacity of not less than the horsepower noted on the drawings, and shall not exceed their full rated load when the driven equipment is operating at specified capacity under the most severe conditions likely to be encountered.
4. Motors shall have continuous-duty classification based on 40 deg. C. ambient temperature of reference.
5. All motors 1/2 h.p. and larger shall have grease lubricated ball bearings.
6. All motors, regardless of horsepower, shall have over-current protection installed either as an integral part of the motor, or within the motor controlling device in accordance with the National Electrical Code.

C. MOTOR STARTERS:

1. Motor starters not integral to supplied equipment shall be furnished where required and installed by the Electrical Contractor.

2.2 FOUNDATIONS AND MISCELLANEOUS STEEL SUPPORTS:

- A. Foundations: Refer to structural drawings. All concrete foundations anchor forms, or pads that may be necessary and required for the installation of equipment, or support of piping, specified under this contract, shall be furnished and installed by others under the building construction project. This contractor to provide anchor bolts for the equipment foundations. New cooling towers shall have poured concrete piers and steel structural support (see Structural Drawings).
- B. Miscellaneous Steel Supports: All supporting steel grillage, steel angles, channels, pipe or structural steel stands, and anchoring devices that may be required to adequately and rigidly support either piping, insulation, or equipment installed under this contract, shall be provided and installed. Refer to Structural Drawings for piping supports.

2.3 MECHANICAL SYSTEM IDENTIFICATION:

- A. Piping System: All piping installed under this division of the specifications shall be identified as follows.
- B. Method of Marking: Colored stencil letters that designate the material being handled, shall be applied at not more than 40 foot intervals on straight pipe runs, at each terminal piece of equipment, adjacent to valves, and where pipe passes through walls and floors. Piping shall be marked at all the equipment connections.
- C. Identification: Lettering shall be stenciled in block letters, size as scheduled below. Letters on covered (insulated) pipe shall be stenciled on covering. On uncovered pipe, painted bands shall be wide enough (See Table 1) to accommodate required letters. Lettering shall be positioned so that it can be easily read by a man standing on the floor. Lettering on parallel groups of lines shall be neatly lined up. Surfaces of piping or insulation finished in dark colored shall be lettered in white; and that finished in light colors shall be lettered in black.

1. All lines also shall be marked with arrows indicating the direction of flow.

TABLE I
Letter Size

<u>Outside Diameter of</u> <u>Pipe or Converting (Inches)</u>	<u>Size of</u> <u>Letter (Inches)</u>
1/2 to 1-1/4	1/2
1-1/2 to 2	3/4
2-1/2 to 12	1-1/4

All dimensions are given in inches.

2.4 ACCESSIBILITY:

- A. No valves, controls, unions, etc., shall be placed in any pipe line at a location that will be inaccessible after the system is completed.

2.5 PAINTING MECHANICAL WORK:

- A. General: No painting shall be done under this division other than the sizing of the insulation jackets. Color stenciling of piping for identification, and touching up paint that is chipped or scratched from mechanical equipment supplied; and 2 coats of black rust preventative on all exposed support metal and hangers mounted outdoors and in mechanical rooms.

2.6 CLEANING, TESTING, ADJUSTMENTS AND INSPECTIONS:

- A. Shall be accomplished in accordance with the following instructions and requirements. Provide temporary fill and drainage lines, wherever required, and connect them to the piping systems for these procedures and, finally, upon completion disconnect and remove these temporary lines.
- B. Cleaning and Oiling: All piping systems shall be thoroughly cleaned of grease, iron cuttings, welding slag, loose scale and other refuse. Should any pipe, valves, strainers, and other specialties, and equipment be stopped up by refuse, disconnect, clean and reconnect such pipe, equipment and material. All strainer baskets shall be removed, cleaned and replaced.
- C. Exterior surfaces of piping, materials, or equipment that is to be painted or insulated shall be cleaned to remove lint, grease and oil.
- D. All components of the mechanical systems shall be cleaned on outside of dust, trash, paint and masonry dropping, and left in first class condition. All motor and equipment bearings shall be lubricated as recommended by the individual manufacturer and oil reservoir shall be left full.

2.7 EQUIPMENT START-UP:

- A. The contractor to responsible for all equipment start-up. All equipment to be started by the contractor or under the contractor's direct supervision.
- B. The entire temperature control system shall be adjusted and placed in operation by the Controls Contractor.

2.8 BALANCING:

- A. The work of water balancing and flow testing is to be coordinated by this Contractor. Testing and balancing shall begin after the contractor informs the Owner that construction has progressed to the point of allowing testing and balancing. The HVAC contractor shall assist the balancing sub-contractor during the balancing phases of work to expedite the work. Assistance to include, but not limited to, operation of system, installing valves that may have been omitted, etc.

2.9 MECHANICAL WORK CLOSEOUT:

- A. General: Refer to the Division 1 sections for general closeout requirements. Maintain a daily log of operational data on mechanical equipment and systems through the closeout period.
- B. Closeout Equipment/Systems Operations: Sequence operations properly so that work of project will not be damaged or endangered. Coordinate with seasonal requirements. Operate each item of equipment and each system in a test run of appropriate duration (with the Engineer present, and with the Owner's operating personnel present), to demonstrate sustained, satisfactory performance. Adjust and correct operations as required for proper performance. Clean and lubricate each system, and replace excessively worn parts and similar expendable items of the work.
- C. Operating Instructions: Conduct a one (1) day walk-through instruction seminar for the Owner's personnel to be involved in the continued operation and maintenance of mechanical equipment and systems. Explain the identification system, operational diagrams, emergency and alarm provisions, sequencing requirements, seasonal provisions, security, safety, efficiency and similar features of the systems.
- D. Turn-Over of Operations: At the time of substantial completion, turn over the prime responsibility for operation of the mechanical equipment and systems to the Owner's operating personnel. However, until the time of final acceptance, provide one full-time operating engineer, who is completely familiar with the work, to consult with and continue training the Owner's personnel.

END OF SECTION 15000

SECTION 15001 - DEMOLITION

PART 1 - GENERAL

1.1. RELATED DOCUMENTS:

- A. Drawings and General Provisions of Contract, including General and Supplementary Conditions and Division - 1 Specification sections, apply to work of this section.

1.2 DESCRIPTION OF WORK:

- A. The extent of demolition work shall be performed in general, but not limited to, removal of existing as follows:
- B. Remove existing cooling towers and accessories, cooling tower support structure not being reused, cooling tower piping, water piping to point shown, and piping accessories, etc.
- C. Demolition includes removal and disposal of demolished materials.

1.3 SUBMITTALS:

- A. Schedule: Submit proposed methods and operations of demolition to Engineer for review prior to start of work. Include in schedule coordination for systems shutdown, connection/changeover to newly installed system, and demolition of existing system.

1.4 JOB CONDITIONS:

- A. Occupancy: Building will be in operation during work and can be shut down at a scheduled shut-down time, to perform new system tie-in to existing. It is expected that chiller #2 and cooling tower #2 shall be in operation during construction of this project.
- B. Condition of existing systems: The Owner assumes no responsibility for actual condition of items to be demolished. Conditions existing at time of inspection for bidding purposes will be maintained by Owner in so far as practicable.
- C. Protection: Ensure safe passage of persons in and around areas of demolition. Conduct operations to prevent injury to building, structure, other facilities, and persons.
- D. Damages: Promptly repair damages caused to facilities by demolition operations at no cost to Owner.
- E. Utility Services: Maintain existing utilities, keep in service, and protect against damage during demolition operations.

PART 2 - PRODUCTS

Not applicable.

PART 3 - EXECUTION

3.1 DEMOLITION:

- A. Demolition of all parts to be removed shall be done in a safe, orderly fashion taking care to

avoid damage to parts which are to be left in place. All debris shall be removed from the premises as it is generated and shall not be allowed to accumulate. In the event the Contractor has any question about items to be removed, the Contractor to ask the Engineer.

3.2 DISPOSAL OF DEMOLISHED MATERIALS:

- A. General: Remove from site debris, rubbish, and other materials resulting from demolition operations.
- B. Removal: Transport demolished materials removed from premise and legally dispose of off site.

END OF SECTION 15001

SECTION 15060 - PIPE, TUBE AND FITTINGS

PART 1 - GENERAL

1.1 RELATED DOCUMENTS:

- A. Drawings and General Provisions of Contract, including General and Supplementary Conditions and Division - 1 specification sections, apply to work of this section.
- B. This section is a Division-15 Basic Materials and Methods Section, and a part of each Division-15 section making reference to pipe, tube and fittings specified herein.

1.2 DESCRIPTION:

- A. Extent of pipe, tube, and fittings required by this section is indicated on drawings and/or specified in other Division-15 sections.

1.3 QUALITY ASSURANCE:

- A. Manufacturers: Firms regularly engaged in the manufacture of piping products of types and sizes required, and which have been in satisfactory use for not less than 5 years in similar service.
- B. Welding: Qualify welding procedures, welders and operators in accordance with ANSI B 31.1, paragraph 127.5, for shop and project site welding of piping work.
- C. Certify welding of piping work using the Standard Procedure Specifications by, and welders tested under supervision of, the National Certified Pipe Welding Bureau.
- D. Welding Certifications, Piping Work: Submit reports as required for welding certifications.

1.4 PRODUCT HANDLING:

- A. Provide factory-applied plastic end-caps on each length of pipe and tube. Maintain end-caps through shipping, storage and handling as required to prevent pipe-end damage and eliminate dirt and moisture from inside of pipe and tube.
- B. Where possible, store pipe and tube inside and protected from weather. Where necessary to store outside, elevate well above grade and enclose with durable, waterproof wrapping.
- C. Protect flanges and fittings from moisture and dirt by inside storage and enclosure, or by packaging with durable, waterproof wrapping.

PART 2 - PRODUCTS

2.1 PIPING MATERIALS:

- A. General: Provide pipe and tube of the type, joint type, grade, size and weight (wall thickness or Class) indicated for each service. Where type, grade or class is not indicated, provide proper selection as determined by Installer for installation requirements, and comply with governing regulations and industry standards.
- B. Steel Pipe:
 - 1. Black Steel Pipe Schedule 40: ASTM A 53, A 106 or A 120; except comply with ASTM A 53 or A 106 where close coiling or bending is required.

2. Galvanized Steel Pipe Schedule 40: ASTM A 53 or A 120; except comply with ASTM A 53 where close coiling or bending is required.

C. Copper Tube: ASTM B88, Type (L) hard-drawn temper; except as otherwise indicated.

2.2 PIPE/TUBE FITTINGS:

A. General: Provide factory-fabricated fittings of the type, materials, grade, class and pressure rating indicated for each service and pipe size. Provide sizes and types matching pipe, tube, valve or equipment connection in each case. Where not otherwise indicated, comply with governing regulations and industry standards for selections, and with pipe manufacturer's recommendations where applicable.

B. Fittings for Steel Pipe:

1. Steel Pipe Nipples: shall be of the same material and finish as the lines in which they are installed. No all-thread (close) nipples will be permitted.
2. Joints in steel pipe shall be in accordance with the following:
 - a. Screwed Piping: Joints shall be made with a non-hardening pipe joint compound applied to the male thread only.
 - b. Welded Piping - Joints shall be made as specified within.
 - c. Gasket Material for flanged joints shall be similar in all respects to Style D, 150 lb. series, as produced by Flexitallic Gasket Company. Comparable material by Garlock, or Akron Metallic Gasket Company will be acceptable.

C. Fittings for Black Steel Pipe shall be:

1. Screwed Fittings - 150 lb. gray cast iron conforming to ANSI NO. B16.4.
2. Flanged Fittings - 150 Lb. gray cast iron conforming to ASTM NO. A181.
3. Unions: - 300 lb. malleable iron ground joints with brass-to-iron seats conforming to ANSI No. B16.3.
4. Flanges - 150 lb. steel welding neck with raised face conforming to ASTM No. A181 except for matching flanges required at equipment and valves.
5. Welding Fittings, including elbows, reducing ells, caps, straight tees, reducing tees, straight and reducing laterals and reducers shall be "standard weight", Grade B fittings, meeting ASTM A234, as produced by Crane, Tube-Turns, Taylor Forge or equal. Furnish long radius 90 degree elbows. Complete ASTM specification information shall be stamped on each fitting.
6. Standard Weight Weldolets or Thredolets may be used in lieu of welding tees only where the branch line is at least two pipe sizes smaller than main. Under no circumstances will it be permissible for one pipe line to be welded directly into another, regardless of size.
7. Manufacture. Welding fittings and flanges which have been machined, remarked, painted, or otherwise produced domestically from non-domestic forgings will not be acceptable. Fittings and flanges shall have the manufacturer's trademark permanently identified in accordance with MSS SP-25.

D. Fittings for Galvanized Steel Pipe shall be:

1. Screwed Fittings - 150 lb. galvanized malleable iron banded type conforming to ANSI No. B16.3.
2. Unions - 150 lb. galvanized malleable iron, ground joint with brass-to-iron seat conforming to ANSI NO. B16.3.

E. Fittings for Copper Tube:

1. Cast-Bronze Solder-Joint Fittings: ANSI B16.18.
2. Wrought-Copper/Bronze Solder-Joint Fittings: ANSI B16.22.
3. Copper-Tube Unions: Provide standard products recommended by the manufacturer for use in the service indicated.
4. Soldered Joints in copper tubing shall be in accordance with the following:
 - a. Pipe Sizes 1-1/2" and Smaller - Joints shall be made with a non-corrosive flux and solder composed of 95% tin and 5% antimony. Flux and solder to be lead free.
 - b. Pipe Sizes 2" and Larger - Joints shall be made with a non-corrosive flux and either "Sil-Phos", "Easy-Flo" or "Phos-Copper". Flux and solder to be lead free.

2.3 MISCELLANEOUS PIPING MATERIALS/PRODUCTS:

- A. Insulating (Dielectric) Unions: Provide standard products recommended by the manufacturer for use in the service indicated, and which effectively isolate ferrous from non-ferrous piping (electrical conductance), prevent galvanic action, and stop corrosion.

PART 3 - EXECUTION

3.1 INSTALLATION:

- A. General: Install pipe, tube and fittings in accordance with recognized industry practices which will achieve permanently-leakproof piping systems, capable of performing each indicated service without piping failure. Install each run with a minimum of joints and couplings, but with adequate and accessible unions for disassembly and maintenance/replacement of valves and equipment. Reduce sizes (where indicated) by use of reducing fittings. Align piping accurately at connections, within 1/16" misalignment tolerance.
- B. Locate piping runs, except as otherwise indicated, vertically and horizontally (pitched to drain) and avoid diagonal runs wherever possible. Orient horizontal runs parallel with walls and column lines. Locate runs as shown or described by diagrams, details and notations, or, if not otherwise indicated, run piping in the shortest route which does not obstruct usable space or block access for servicing the building and its equipment. Hold piping close to walls, overhead construction, columns and other structural and permanent-enclosure elements of the building; limit clearance to 0.5" where furring is shown for enclosure or concealment of piping, but allow for insulation thickness, if any. Where possible, locate insulated piping for 1.0" clearance outside insulation.
- C. Electrical Equipment Spaces: Do not run piping over electrical or electronic equipment spaces and enclosures unless unavoidable. Install drip pan under piping that must be run over electrical spaces.
- D. Piping System Joints: Provide joints of the type indicated in each piping system.
- E. Thread pipe in accordance with ANSI B2.1; cut threads full and clean using sharp dies. Ream threaded ends to remove burrs and restore full inside diameter. Apply pipe joint compound, or pipe joint tape (Teflon) where recommended pipe/fitting manufacturer, on male threads at each joint and tighten joint to leave not more than 3 threads exposed.
- F. Solder copper tube and fitting joints where indicated, in accordance with recognized industry practice. Cut tube ends squarely, ream to full inside diameter, and clean outside of tube ends and inside of fittings. Apply solder flux to joint areas of both tubes and fittings. Insert tube full depth into fittings, and solder in a manner which will draw soldered full depth and circumference of joint. Wipe excess solder from joint before it hardens.

- G. Furnish and install dielectric couplings at all connections of dissimilar metals as required.
- H. Weld pipe joints in accordance with recognized industry practice and as follows:
 - 1. Black steel pipe and fittings 2" & larger, except connections to equipment, shall have welded or flanged joints; pipe sizes 1-1/2" and below shall have screwed joints. Welded fittings shall be used in all Lines 2" and above.
 - 2. The electric welding process shall be used and all welding must be done in accordance with the latest accepted standards.
 - 3. All joints must be absolutely tight under test and operating conditions; defective joints must be remade. After completing a welded joint, it shall be mandatory for the welder to stamp or otherwise identify it as his work by number, letter or symbol assigned to him.
 - 4. Weld pipe joints only when ambient temperature is above 0 degrees F where possible.
 - 5. Bevel pipe ends at a 37.5 degree angle where possible, smooth rough cuts, and clean to remove slag, metal particles and dirt.
 - 6. Install welding rings for buttwelded joints.
 - 7. Use pipe clamps or tack-weld joints with 1.0" long welds; 4 welds for pipe sizes to 12".
 - 8. Build up welds with a stringer-bead pass, followed by a hot pass followed by a cover or filler pass. Eliminate valleys at center and edges of each weld. Weld by procedures which will ensure elimination of unsound or unfused metal, cracks, oxidation, blow-holes and non-metallic inclusions.
 - 9. Do not weld-out piping system imperfections by tackwelding procedures; re-fabricate to comply with requirements.
 - 10. Install forged branch-connection fittings wherever branch pipe is indicated, or install regular "T" fitting (at Contractor's option).
 - 11. Spray paint all welded connections with black rust preventative paint.
- J. Flanged joints: Match flanges within piping system and at connections with valves and equipment. Clean flange faces and install gaskets. Tighten bolts to provide uniform compression of gaskets.
- K. Insulating (Dielectric) Unions: Comply with manufacturer's instructions for installing unions. Install unions in a manner which will prevent galvanic action and stop corrosion where the "joining of ferrous and non-ferrous piping" is required.
- L. Install valved air vents at piping high points. Install valved drains at piping low points. Provide caps on open end of valves.

3.2 CLEANING, FLUSHING, INSPECTING:

- A. General: Clean exterior surfaces of installed piping systems of superfluous materials, and prepare for application of specified coatings (if any). Clean piping as specified in Section 15000. Flush out piping systems with clean water before proceeding with required tests. Inspect each run of each system for completion of joints, supports and accessory items.

END OF SECTION 15060

SECTION 15080 - PIPING ACCESSORIES

PART 1 - GENERAL

1.1 RELATED DOCUMENTS:

- A. Drawings and general provisions of Contract, including General and Supplementary Conditions and Division - 1 specification sections, apply to work of this section.
- B. This section is a Division-15 Basic Materials and Methods Section, and is a part of each Division-15 section making reference to piping specialties specified herein.

1.2 DESCRIPTION:

- A. Extent of piping accessories work is indicated by drawings and schedules, and by requirements of this section, and is hereby defined to include, but not necessarily limited to, sleeves, expansion units, and strainers.
- B. In addition, the requirements of this section apply to piping work specified elsewhere in these specifications.

1.3 QUALITY ASSURANCE:

- A. Manufacturers: Firms regularly engaged in the manufacture of piping accessories of types and sizes required, whose products have been in satisfactory use in similar service for not less than 2 years.
- B. Installer: A firm with at least 3 years of successful installation experience on projects with piping accessories work similar to that required for this project.

1.4 SUBMITTALS:

- A. Manufacturer's Data; Piping Accessories:
 - 1. Submit manufacturer's data on piping accessories.

1.5 PRODUCT DELIVERY, STORAGE AND HANDLING:

- A. Delivery piping accessories in factory-wrapped water-resistant fiber board type containers.
- B. Handle products carefully to avoid damage to components and to finish. Do not install damaged accessories; replace and remove from project site.
- C. Store accessories in a clean dry space; protect from dirt, fumes, water and construction traffic.

PART 2 - PRODUCTS

2.1 MANUFACTURED PRODUCTS:

- A. General: Provide factory-fabricated piping accessories recommended by the manufacturer for use in the service indicated. Provide products of the types and pressure-ratings indicated for each service or, if not indicated, provide proper selection as determined by the piping system installer to comply with installation requirements. Provide sizes and connections which properly mate with pipe, tube, valve and equipment connections. Where more than one type is indicated, selection is Installer's option.

HODGE CENTER COOLING TOWERS REPLACEMENT
State Project No. H34-9542-JM-C
Spartanburg, South Carolina

Division 15

PART 3 - EXECUTION

Not Applicable

END OF SECTION 15080

SECTION 15090 - HANGERS, SUPPORTS AND ANCHORS

PART 1 - GENERAL

1.1 RELATED DOCUMENTS:

- A. Drawings and general provisions of Contract, including General and Supplementary Conditions and Division - 1 specification sections, apply to work of this section.
- B. This section is a Division-15 Basic Materials and Methods Section, and is a part of each Division-15 section making reference to hangers, supports and anchors specified herein.

1.2 DESCRIPTION OF WORK:

- A. Extent of hangers, supports and anchors required by this section is indicated on drawings and/or specified in other Division-15 sections. In addition, refer to structural drawings for applicable work required of this section.

1.3 QUALITY ASSURANCE:

- A. Manufacturer: A firm regularly engaged in the manufacture of hangers, supports and anchors, of types and sizes required, whose products have been in satisfactory use in similar service for not less than 5 years.
- B. Code Compliance: Comply with International Mechanical Code pertaining to product materials and installation of hangers, supports and anchors unless otherwise indicated in these specifications.
- C. UL and FM Compliance: Provide products which are Underwriters' Laboratories listed and Factory Mutual approved.
- D. MSS Standard Compliance: Provide products which comply with Manufacturers' Standardization Society's SP-69 for type required.
- E. Federal Specifications: WW-H-171D, for type indicated.

1.4 SUBMITTALS:

- A. Manufacturer's Data; Hangers, Supports and Anchors:
 - 1. Submit manufacturer's data on hangers, supports and anchors, including but not limited to, dimensions, sizes, loading capacities, and installation instructions.

1.5 PRODUCT DELIVERY, STORAGE AND HANDLING:

- A. Deliver products wrapped in factory-fabricated fiberboard type containers.
- B. Do not install damaged products; replace and return damaged units to manufacturer.
- C. Store hangers, supports and anchors in a clean dry space. Store in original cartons and protect from dirt, physical damage and construction traffic.

PART 2 - PRODUCTS:

2.1 HORIZONTAL-PIPING HANGERS AND SUPPORTS:

- A. General: Except as otherwise indicated, provide factory-fabricated horizontal piping hangers and supports of MSS type and size indicated, bolts (if any) and washers; comply with MSS SP-58 and manufacturer's published product information. Where MSS type or size is not indicated, provide proper selection as determined by Installer for installation requirements, and comply with MSS SP-69 and manufacturer's published product information; size hangers and supports properly for piping including insulation (if any). Provide copper-plated hangers and supports for uninsulated copper-piping systems.

1. Adjustable Clevis Hanger: MSS Type 1, fabricated from steel. **Hanger to be large enough to be on outside of pipe insulation.**

2.2 VERTICAL-PIPING CLAMPS:

- A. General: Except as otherwise indicated, provide factory-fabricated vertical piping clamps of MSS type and size indicated; comply with MSS SP-58 and manufacturer's published product information. Where MSS type or size is not indicated, provide proper selection as determined by Installer for installation requirements, and comply with MSS SP-69 and manufacturer's published product information. Size clamps properly for piping, including insulation (if any). Provide copper-plated clamps for copper-piping systems.

1. Two-Bolt Riser Clamp: MSS type 8.

2.3 HANGER-ROD ATTACHMENTS:

- A. General: Except as otherwise indicated, provide factory-fabricated hanger-rod attachments of MSS type and size indicated; comply with MSS SP-58 and manufacturer's published product information. Where MSS type or size is not indicated, provide proper selection determined by Installer for installation requirements, and comply with MSS SP-69 and manufacturer's published product information. Size attachments properly for piping, including insulation (if any). Provide copper-plated hanger-rod attachments for uninsulated copper-piping systems.

2.4 BUILDING ATTACHMENTS:

- A. General: Except as otherwise indicated, provide factory-fabricated building attachments of MSS type and load-rating indicated; comply with MSS SP-58 and manufacturer's published product information. Where MSS type or load-rating is not indicated, provide proper selection determined by Installer for installation requirements, and comply with MSS SP-69 and manufacturer's published product information. Size units properly for the piping loading.
1. Concrete Inserts: MSS type 18, steel.
 2. Steel C-Clamps: MSS type 23, steel.
 3. Malleable Iron C-Clamps: MSS type 23, malleable iron.
 4. Top-I-Beam Clamp: MSS type 25.
 5. Beam Clamp/Eye-Nut: MSS type 28.
 6. Wide-Flange Beam Clamp/Eye-Nut: MSS type 29.
 7. SADDLES: MSS type 40

2.5 INSULATED PIPE SUPPORTS:

- A. Provide "Pipe Shields Incorporated" insulated pipe support with extra heavy bottom

jacket with extended insulation similar to Model A4000 with vapor barrier. Pipe support to be at every support and shall be for cooling tower piping for 2-1/2 inch pipe and larger.

PART 3 - EXECUTION

3.1 PREPARATION:

- A. Proceed with installation of hangers, supports and anchors only after required support structural work has been completed in areas where the work is to be installed. Correct inadequacies including (but not limited to) proper placement of equipment/piping support.
- B. Prior to installation of supports, and associated work, Installer shall meet at project site with Contractor, installer of each component of associated work, inspection and testing agency representatives (if any), installers of other work requiring coordination with work of this section and Engineer for purpose of reviewing material selections and procedures to be followed in performing the work in compliance with requirements specified.

END OF SECTION 15090

SECTION 15100 - VALVES

PART 1 - GENERAL

1.1 RELATED DOCUMENTS:

- A. Drawings and general provisions of Contract, including General and Supplementary Conditions and Division - 1 specification sections, apply to work of this section.
- B. This section is a Division-15 Basic Materials and Methods Section and is a part of each Division-15 section making reference to valves specified herein.

1.2 DESCRIPTION OF WORK:

- A. Extent of valves required by this section is indicated on drawings and/or specified in other Division-15 sections.

1.3 QUALITY ASSURANCE:

- A. Manufacturers: Firms regularly engaged in the manufacture of valves, of types and sizes required, and which have been in satisfactory use for not less than one year in similar service.
- B. Inspection of Castings: Provide valve bodies, bonnets and discs which have been inspected in accordance with manufacturer's standard written quality control procedure and, where indicated in accordance with standards of the Manufacturers' Standardization Society of the Valve and Fitting Industry (MSS).
- C. Marking of Valves: Comply with MSS SP-55, except as otherwise indicated.
- D. Hydrostatic Testing of Valves: Provide valves which have been tested in accordance with manufacturer's standard written test procedure and, where indicated, as follows:
 - 1. Standard Method: Comply with MSS SP-61, except as otherwise indicated.

1.4 PRODUCT HANDLING:

- A. Provide manufacturer's standard temporary protective coating on cast iron and steel valves, and provide factory-applied end-caps on valves. Maintain coating and end-caps through shipping, storage and handling, in adequate condition to inhibit corrosion, prevent damage and eliminate dirt and moisture from inside of valves. During transportation and delivery, handle valves with care using adequate lifting equipment. Do not drop or abuse valves. Store valves inside and protected from weather. Where coating has been removed or damaged, and where valves are in environment which could reasonably be expected to cause rusting, protect valves with separate, durable, waterproof wrapping.

PART 2 - PRODUCTS:

2.1 VALVE TYPES AND SIZES:

- A. General: Except as otherwise indicated, provide factory-fabricated valves of the type, body material and pressure class indicated. Where type or body material is not indicated, provide proper selection as determined by Installer for installation requirements, with pressure class selected from MSS or ANSI standards based on the maximum pressure and temperature in

the piping system. Except as otherwise indicated, provide valve size same as connecting pipe size.

2.2 HVAC PIPING VALVES:

- A. Butterfly Valves: to be equal to "Norriseal" Series 3300 for "On-Off" operation. Valves shall be constructed for a working pressure of 150 psi with bodies of cast iron, discs of ductile iron, shafts of 17-4PH stainless steel, seats and O-rings of Norris Type S.E.P.D.M. All valves 6 inches and greater to have gear drive operator. Valves of similar design and equivalent construction as manufactured by Demco, Keystone, or Grinnell will be acceptable. Any valve offered shall be lug-body-drilled and tapped.
- B. Ball Valves:
 - 1. For Pipe sizes 1" to 3": Three piece carbon steel with swing out accessibility, 150 psi working pressure. Similar to Grinnell Series 3914, threaded full port.
 - 2. For pipe sizes less than 1": Use Series 3911.
 - 3. Comparable valves as manufactured by Flowset or Apollo will be acceptable.
- C. Drain Cocks: to be Wolverine 1/2" No. 667 W.S.A. with stuffing box. Comparable cocks as manufactured by Nibco or Chicago Faucet will be acceptable.

PART 3 - EXECUTION:

3.1 INSTALLATION:

- A. General: Except as otherwise indicated, comply with the following requirements.
 - 1. Install valves where required for proper operation of piping and equipment, including valves in branch lines where necessary to isolate sections of piping. Locate valves so as to be accessible and so that separate support can be provided when necessary.
 - 2. Install valves with stems pointed up, in the vertical position where possible, but in no case with stems pointed downward from a horizontal plane unless unavoidable. Install valve drains with hose-end adaptor for each valve that must be installed with stem below horizontal plane.
- B. Insulation: Where insulation is indicated, install extended-stem valves, arranged in the proper manner to receive insulation.
- C. Applications Subject to Shock: Install valves with bodies of metal other than cast-iron where thermal or mechanical shock is indicated or can be expected to occur.
- D. Applications Subject to Corrosion: Do not install bronze valves and valve components in direct contact with steel, unless the bronze and steel are separated by a dielectric insulator. Install bronze valves in steam and condensate service and in other services where corrosion is indicated or can be expected to occur.

END OF SECTION 15100

SECTION 15250 - SYSTEMS INSULATION

PART 1 - GENERAL

1.1 RELATED DOCUMENTS:

- A. Drawings and general provisions of Contract, including General and Supplementary Conditions and Division - 1 specification sections, apply to work of this section.
- B. This section is a Division-15 Basic Materials and Methods Section, and is a part of each Division-15 section making reference to insulation products specified herein.

1.2 DESCRIPTION:

- A. Extent of insulation work is indicated by drawings and by the requirements of this section. In general, the work to include insulating all piping systems, valve bodies, flanges, unions, drip legs, vents, drains, etc. as described hereafter.
- B. The piping systems to be insulated include:
 - 1. Domestic water cooling tower make-up piping
 - 2. Cooling Tower water piping
 - 3. Cooling tower drain piping

1.3 QUALITY ASSURANCE:

- A. Manufacturers: Provide piping insulation products produced by one of the following for each type and temperature range of insulation:
 - 1. Certainteed Corp.
 - 2. Johns-Manville Corp.
 - 3. Owens-Corning Fiberglas Corp.
 - 4. Pittsburg Corning Corp.
- B. Installer: A firm with at least 5 years successful installation experience on projects with piping insulations similar to that required for this project.
- C. Flame/Smoke Ratings: Provide composite piping insulation (insulation, jackets, coverings, sealers, mastics and adhesives) with flame-spread rating of 25 or less and a smoke-developed rating of 50 or less, as tested by ASTM E84 (NFPA 255) method.

1.4 SUBMITTALS:

- A. Manufacturer's Data, Insulation:
- B. Submit manufacturer's data on piping insulation.
- C. Provide certifications or other data as necessary to show compliance with these specifications and governing regulations. Include proof of compliance for test of products for fire rating, corrosiveness, and compressive strength.

1.5 PRODUCT DELIVERY, STORAGE AND HANDLING:

- A. Protect insulation against dirt, water and chemical and mechanical damage. Do not install damaged insulation; remove from project site.

- B. Deliver insulation, coverings, cements, adhesives and coatings to the site in factory-fabricated containers with the manufacturer's stamp, or label, affixed showing fire hazard ratings of the products.
- C. Store insulation in original wrappings and protect from weather and construction traffic.

PART 2 - PRODUCTS:

2.1 PIPE INSULATION

- A. As designated below all piping shall be insulated with one-piece molded fibrous glass insulation (-60 to 850 degrees F.) with all service jacket double self sealing lap and thickness as follows:
 - 1. Tower Water Supply and Return Piping, Domestic Service Water Make-up and Drain Lines.
 - a. All sizes - 2" thick insulation
- B. Insulation shall be Owens Corning Fiberglas ASJ/SSL-11. Similar insulation from listed manufacturers will be considered. Insulation properties to include but not be limited to the following:
 - 1. Kraft reinforced foil vapor barrier jacketing.
 - 2. Jacket to have factory applied double pressure sensitive adhesive.
 - 3. Self-sealing butt strips for circumferential joints.
 - 4. UL listed.
 - 5. Permeance: 0.02 perm/in.
 - 6. Puncture resistance: 50 units (ASTM D781)
 - 7. Thermal conductivity: 0.30 BTU .IN/HR./ft. ² Deg. F @ 150 Deg. F mean temperature
- C. On all piping exposed outdoors finish with aluminum jacket as specified herein may be used.
 - 1. Insulation shall be protected with an aluminum weatherproof jacket. The material shall be Childers Aluminum Weatherproof Jacketing with Lap-Seal and with factory attached moisture barrier. The jacketing shall be .020" thickness (3003-H14 alloy) and shall be 3/16" cross crimp for rigidity. The jacketing shall be applied with 2" circumferential and 1-1/2" longitudinal laps and shall be secured with 3/8" aluminum strapping and seals spaced 8" o.c. All elbows in aluminum jacket lines shall be covered with .020" aluminum (3003-H14 alloy) with factory applied moisture barrier.
 - 2. All piping above ground outside at cooling tower shall have electric trace under insulation. Electric heat tracing shall be equal to "Raychem" Model XL-Trace, self-regulating, and rated at 8 watts/linear. Heating cable shall be U.L. listed and ground fault protected.

PART 3 - EXECUTION

3.1 INSTALLATION OF INSULATION:

- A. General: Install insulation products in accordance with the manufacturer's written instructions, and in accordance with recognized industry practices to ensure that the insulation serves its intended purpose.
- B. Install insulation on pipe systems subsequent to testing and acceptance of tests and until any electric heating cable that may be required has been installed.
- C. Install insulation materials with smooth and even surfaces. Insulate each continuous run of piping

with full-length units of insulation, with a single cut piece to complete the run. Do not use cut pieces or scraps abutting each other.

- D. Clean and dry pipe surfaces prior to insulating. Butt insulation joints firmly together to ensure a complete and tight fit over surfaces to be covered.
- E. Maintain integrity of vapor-barrier jackets on pipe insulation, and protect to prevent puncture or other damage.
- F. Cover valves, flanges, fittings and similar items in each piping system with equivalent thickness and composition of insulation as applied to adjoining pipe run. Install factory molded, precut or job fabricated units (at Installer's option) except where a specific form or type is indicated.
- G. All insulation work shall be done by mechanics skilled in its application and regularly employed by the Insulation Contractor who shall be a sub-contractor to this Contractor. Special care shall be given to the covering of irregular fittings in order to obtain an even surface resulting in a neat and workmanlike appearance.

3.2 PROTECTION AND REPLACEMENT:

- A. Replace damaged insulation which cannot be repaired satisfactorily, including units with vapor barrier damage and moisture saturated units.
- B. Protection: The Installer of the piping insulation shall advise the Contractor of required protection for the insulation work during the remainder of the construction period, to avoid damage and deterioration.

END OF SECTION 15250

SECTION 15680 - COOLING TOWER

PART 1 - GENERAL

1.1 REFERENCES

- A. CTI - Cooling Tower Institute

1.2 SUBMITTALS:

- A. Submit drawings indicating components, assembly, dimensions, weights and loadings, required clearances, and location and size of field connections. Indicate equipment, piping and connections, required for complete system.
- B. Submit product data indicating rated capacities, weights, specialties and accessories, electrical requirements and wiring diagrams.
- C. Submit manufacturer's installation instructions.
- D. Submit performance data.
- E. Submit product data indicating impeller speed (RPM), number of bearings, type of bearings, impeller shaft RPM, sound level per ARI.

1.3 OPERATION AND MAINTENANCE DATA:

- A. Submit operation data.
 - 1. Include start-up instructions, maintenance data, controls, and accessories. Include trouble-shooting guide.
 - 2. Submit maintenance data.
- B. Manufacturer:
 - 1. SPX Cooling Technologies, Marley Cooling Tower
 - 2. Baltimore Aircoil

PART 2 - PRODUCTS

2.1 GENERAL:

- A. Furnish a single-cell, induced draft, film fill vertical air discharge, factory-assembled and packaged, crossflow-type cooling tower. Counterflow towers are not considered to be in compliance with the specification provided herein. Total horsepower requirements shall not exceed scheduled value.

2.2 CAPACITY:

- A. The tower's thermal rating, as certified by the Cooling Tower Institute, shall be guaranteed to be rated as nominal 412 tons total. The tower will be designed to cool 1,050 gpm from 95 Deg. F to 85 Deg. F. at a 79.85 Deg. F. wet bulb.

2.3 DESIGN LOADING:

- A. The tower structure, anchorage, and all its components shall be designed by licensed structural engineers per the International Building Code to withstand a wind load of 30 psf, as well as a 0.3 g seismic load. It shall be designed to withstand shipping and hoisting loads of 2g horizontal and 3g vertical. The fan deck and hot water basin covers shall be designed for 50 psf live load or a 200 lb. concentrated live load in any direction, and shall be designed in accordance with OSHA guidelines.

2.4 CONSTRUCTION:

- A. Except where otherwise specified, all components of the cooling tower shall be fabricated of heavy-gauge steel, protected against corrosion by G-235 galvanizing. The tower shall be capable of withstanding water having a pH of 6.5 to 8.0; a chloride content (NaCl) up to 300 ppm; a sulfate content (SO_4) up to 250 ppm; a calcium content (CaCO_3) up to 500 ppm; silica (SiO_2) up to 150 ppm; and design hot water temperatures up to 125° F.
- B. The tower shall include all design and material modifications necessary to meet the fire rating requirements of Factory Mutual.

2.5 MECHANICAL EQUIPMENT:

- A. Fan(s) shall be propeller-type, incorporating heavy duty blades of aluminum alloy. Blades shall be individually adjustable. Maximum fan tip speed shall be 13,000 ft./min. Fan(s) shall be driven through a right-angle, industrial-duty, oil-lubricated, geared speed reducer that requires no maintenance for the first five (5) years of operation. Gear box bearings shall be rated at the L10A service life of 100,000 hours or greater. Speed reducers employing pulleys and belts will not be accepted.
- B. An external level dipstick shall be located adjacent to the motor at the fan deck surface and shall be accessible from the fan deck.
- C. The motor shall be mounted outside the casing of the tower, and shall be connected to the gear reducer by a dynamically-balanced, stainless steel tube and flange driveshaft.
- D. Motor(s) shall be TEFC, premium efficiency, 1.15 service factor, variable torque, and specially insulated for cooling tower duty and suitable for inverter. Speed and electrical characteristics shall be 1800 RPM, single-winding, 3 phase, 60 Hertz, 480 volts. Motor shall operate in the shaft-horizontal position, and nameplate horsepower shall not be exceeded at design operation.
- E. The complete mechanical equipment assembly for each cell shall be supported by a rigid, welded, hot-dipped galvanized steel structural support that resists misalignment between the motor and the gear reducer. The mechanical equipment assembly shall be warranted against any failure caused by defects in materials and workmanship for no less than five (5) years following the date of tower shipment. This warranty shall cover the fan(s), speed reducer(s) driveshaft(s) and couplings, and the mechanical equipment support(s).
- F. A vibration limit switch shall be installed on the mechanical equipment support assemblies and wired into the control panel. The purpose of this switch will be to interrupt power to the motor in the event of excessive vibration. It shall be adjustable for sensitivity, and shall require manual reset.

2.6 FILL, LOUVERS AND DRIFT ELIMINATORS:

- A. Fill shall be film-type, thermoformed of 15 mil thick PVC, with louvers formed as part of each

fill sheet. Fill shall be suspended from dot-dip galvanized structural tubing supported from the tower structure, and shall be elevated above the floor of the cold water basin to facilitate cleaning. Air inlet faces of the tower shall be free of water splash-out. Fill shall be capable of withstanding hot water temperatures of 125°F.

- B. Drift eliminators shall be PVC, triple-pass, and shall limit drift losses to no more than 0.005% of the design GPM flow rate.

2.7 HOT WATER DISTRIBUTION SYSTEM:

- A. S300 stainless steel open basins shall receive hot water piped to each cell of the tower. The basin shall be installed and sealed at the factory, and shall be equipped with removable, stainless steel covers. All components of these basins, with the exception of the nozzles, shall be stainless steel. Basins shall be design with variable flow nozzles or distribution system designed to accommodate max flow in summer with a reduced flow during winter economizer operation and maintain maximum distribution efficiency.
- B. Each basin shall include an inlet hole and bolt circle to accept a 125# flange connection per ANSI B16.1. Removable, interchangeable polypropylene nozzles installed in the floor of these basins shall provide full coverage of the fill by gravity flow. Heavy-duty flow-regulator valves shall be provided at the hot water inlet connections. These valves shall be disc-type, with cast iron bodies and stainless steel operating stems. There shall be a locking handle to maintain the valve setting in any position. Valves shall be right-angle configuration. The water distribution system shall be accessible and maintainable while tower is operating.

2.8 CASING, FAN DECK, AND FAN CYLINDER:

- A. The casing, fan deck and fan cylinder shall be heavy-gauge galvanized steel, and shall be capable of withstanding the loads previously described. The top of the fan cylinder shall be equipped with a conical, non-sagging, removable fan guard, fabricated of welded 5/16" and 7 gauge rods, and hot-dip galvanized after fabrication.

2.9 ACCESS:

- A. A large galvanized steel, rectangular access door shall be located on both endwalls for entry into the cold water basin and fan plenum area. Access doors shall be operable from inside as well as outside the tower.
- B. The top of the tower shall be equipped with a sturdy handrail, complete with kneerail and toeboard, designed according to OSHA guidelines. Handrails and kneerails shall consist of 1.66" O.D. x 15 gauge galvanized structural tubing. Posts are 2" x 2" x .083" square structural tubing and shall be spaced on centers of 8'-0" or less. A 1'-6" wide aluminum ladder with 3" I-beam side rails and 1.25" diameter rungs shall be permanently attached to the endwall casing of the tower, rising from the base of the tower to the top of the handrail.
- C. Provide a ladder extension for connection to the foot of the ladder attached to the tower casing. This extension shall be long enough to rise from the grade level to the base of the tower. The installing contractor shall be responsible for cutting the ladder to length; attaching it to the foot of the tower ladder; and anchoring it at its base.
- D. There shall be an access platform at the base of the tower extending from the vertical ladder to the endwall access door. The platform shall be galvanized steel bar grating, supported by galvanized steel framework attached to the tower. The platform shall be surrounded by a handrail, kneerail, and toeboard.

- E. Provide a factory-installed, walkway extending from one endwall access door to the other endwall. This walkway shall be supported by a steel framework, and the top of the walkway shall be at or above the cold water basin overflow level. Walkway and framework to be stainless steel, equivalent material to tower basin.

2.10 COLD WATER COLLECTION BASIN:

- A. The cold water basin shall be S300 stainless steel, and shall include one sump per cell and drop-in stainless steel sump outlets with debris screening rotatable in 90° increments and a stainless steel equalizer flume interconnecting cells for a common water level. A factory-installed, float-operated, mechanical make-up valve shall be included. A 4" diameter PVC pipe overflow shall be provided in each cell of the tower. The basin shall include a depressed center section into which accumulated silt can be flushed and overflow standpipes shall be removable to permit flush-out cleaning of the basin. The basin floor adjacent to the depressed section shall slope toward the depressed section to prevent build-up of silt under the fill area.

2.11 IMMERSION HEATERS:

- A. Provide a system of electric immersion heaters and controls for each cell of the tower to prevent freezing of water in the collection basin during periods of shutdown. The system shall consist of one or more stainless steel electric immersion heaters installed in threaded couplings provided in the side of the basin. A NEMA 4 enclosure shall house a magnetic contactor to energize heaters; a transformer to provide 24 volt control circuit power; and a solid state circuit board for temperature and low water cut-off. A control probe shall be located in the basin to monitor water level and temperature. The system shall be capable of maintaining 40°F water temperature at an ambient air temperature of 3.22°.

PART 3 - EXECUTION

3.1 INSTALLATION:

- A. General: Comply with tower manufacturer's instructions for installation, except as otherwise indicated:
- B. Level units to a tolerance of 1/8" in 10'-0", in both directions.

3.2 START-UP:

- A. General: Clean the tower thoroughly. Comply with manufacturer's instructions for filling and start-up of operation, but not less than the following:
 - 1. Verify lubrication of rotating parts; lubricate as needed.
 - 2. Verify fan rotation direction.
 - 3. Verify that motor amperage is in accordance with manufacturer's data.
 - 4. Balance condenser water flow to tower.
 - 5. Adjust water level control for proper operating level.
 - 6. Adjust bleed valve for the indicated percentage of circulated water volume.
 - 7. Align shaft between motor and gear reducer.

END OF SECTION 15680

SECTION 15700 - LIQUID HEAT TRANSFER

PART 1 - GENERAL

1.1 RELATED DOCUMENTS:

- A. Drawings and general provisions of Contract, including General and Supplementary Conditions and Division-1 specification sections, apply to work of this section.
- B. Division-15 Basic Materials and Methods Sections apply to the work of this section.

1.2 DESCRIPTION OF WORK:

- A. Extent of HVAC water piping work is indicated on the drawings and in schedules, and by the requirements of this section.
- B. The types of equipment served by HVAC water piping include the following:
 - 1. Cooling Tower

1.3 QUALITY ASSURANCE:

- A. Subcontract the installation to a single firm specializing and experienced in hot water piping systems for not less than 5 years.

PART 2 - PRODUCTS

2.1 GENERAL:

- A. Installation of piping systems shall include all pipe, valves, fittings, appurtenances and accessories that are shown on the drawings and that are required to complete the systems for safe, satisfactory and acceptable operation.

2.2 PIPE:

- A. Black Steel. Cooling Tower water piping, including appurtenant vent and drain lines - Schedule 40.
- B. Type "L" Rigid Copper Tubing.
 - 1. Domestic service cooling tower water make-up.
 - 2. Water treatment piping.

2.3 VALVES:

- A. Valves including butterfly and ball as previously specified and related to those indicated on drawings.

2.4 FITTINGS & COUPLINGS:

- A. Type as previously specified.

PART 3 - EXECUTION

3.1 INSTALLATION OF PIPING SYSTEM:

- A. General: Comply with the requirements of the Division 15 sections for installation of basic piping materials. Install piping products in accordance with the manufacturer's written instructions, the applicable requirements of ANSI B31.1, and in accordance with recognized industry practices to insure that products serve the intended function.
- B. Install valved air vents at the high points of the piping system. Provide caps on valves.
- C. Install valved drains at the low points of the piping system. Provide caps on valves.
- D. Install eccentric reducer where pipe is reduced in size, with tops of both pipes and reducer flush.
- E. Install piping with 1.0" min. rise in 40' pipe run in direction of flow.
- F. Install branch-feed piping at top of mains.
- G. Install return-branch piping and return risers vertically down into mains.

3.2 EQUIPMENT CONNECTIONS:

- A. General: Connect piping system to mechanical equipment in the manner shown, and comply with the equipment manufacturer's instructions where not otherwise indicated.

END OF SECTION 15700

SECTION 15900 - CONTROLS AND INSTRUMENTATION

PART 1 - GENERAL

1.1 RELATED DOCUMENTS

- A. The general provisions of the Contract, including General and Supplementary Conditions and General Requirements, apply to the work specified in this Section.

1.2 SCOPE

- A. This section includes the controls, instrumentation and associated piping and wiring required to make the mechanical systems provided under Division 15 perform as described in these specifications and as shown. Provide a complete system of automatic temperature control of the direct digital type as manufactured only by Johnson Controls, Inc. The Johnson Controls Representative for the project is Mrs. Allison Knox with Johnson Controls, Inc., 430J Roper Mountain Road, Greenville, SC 29615 (864) 234-3812.
- B. The base bid for this project shall include all DDC panels, power supplies, wiring, conduit, solenoid valves, relays, differential pressure transmitters, differential pressure switches, RTDS, pressure sensors, etc. necessary for a complete and operable automatic control system and DDC field panels and connecting LAN. In addition, the existing cooling tower controls shall be reused and supplemented as required for a complete system.

1.3 COORDINATION

- A. The complete control system provided by the control equipment manufacturer shall include all control and interlock wiring.
- B. Automatic temperature control valves and separable wells for immersion elements furnished by the control manufacturer shall be installed by the mechanical contractor under the control manufacturer's supervision.
- C. Furnish all flow and fail switches indicated and necessary to perform control sequences described.
- D. The control manufacturer shall cooperate with the water balancing agency in the performance of their work as required or directed.

1.4 SUBMITTALS

- A. Submit six (6) copies of the data specified for the manufacturer and the installation specialist proposed. Upon receipt and approval manufacturer and specialist pre-qualifications, proceed with the preparation of shop drawings and other submittal data.

PART 2 - PRODUCTS

2.1 INPUT DEVICES

- A. General Requirements
 - 1. Installation, testing, and calibration of all sensors, transmitters, and other input devices shall be provided to meet the system requirements.

2. Thermowells
 - a. When thermowells are required, the sensor and well shall be supplied as a complete assembly, including well head and Greenfield fitting.
3. Acceptable Manufacturers: Johnson Controls, Inc.

B. Status and Safety Switches

1. General Requirements
 - a. Switches shall be provided to monitor equipment status, safety conditions, and generate alarms at the FMS when a failure or abnormal condition occurs. Safety switches shall be provided with two sets of contacts and shall be interlock wired to shut down respective equipment.

2.2 OUTPUT DEVICES

- A. General Requirements: Valve actuators shall be electronic, as specified in the System Sequence. Refer to the valve schedule for sizes and flow requirements. Valve Actuators installed outdoors shall have weather proof enclosure.

B. Valves:

1. All automatic control valves shall be fully proportioning and provide near linear heat transfer control. The valves shall be quiet in operation and fail-safe open, closed, or in their last position. All valves shall operate in sequence with another valve if required by the sequence of operations. All control valves shall be sized by the control manufacturer. All control valves shall be suitable for the system flow conditions and close against the differential pressures involved. Body pressure rating and connection type (flanged) shall conform to the pipe schedule elsewhere in this Specification.
2. Three-way butterfly valves shall be heavy-duty pattern with a body rating comparable to the pipe rating, replaceable lining suitable for temperature of system, and a stainless steel vane. Valves for modulating service shall be sized and travel limited to 50 degrees of full open. Valves for isolation service shall be the same as the pipe. Valves in the closed position shall be bubble-tight. Cooling Tower bypass controls valves shall feature pneumatic operators.

2.3 SEQUENCE OF OPERATION:

A. General

1. The system to be energized to operate by the Building Management System.
2. Refer to control schematic on Drawing MP-3.

PART 3 - EXECUTION

3.1 HVAC CONTROL SYSTEM WIRING

- A. All conduit, wiring, accessories and wiring connections required for the installation of the Facility Management System, as herein specified, shall be provided by the FMS Contractor unless specifically shown on the Electrical Drawings under Division 16 Electrical. All wiring shall comply with the requirements of applicable portions of Division 16 and all local and national electric codes, unless specified otherwise in this section.

3.2 INPUT DEVICES

- A. All Input devices shall be installed per the manufacturer's recommendation. The mechanical contractor shall install all in-line devices such as temperature wells, pressure taps, etc.
- B. Temperature Sensors: Temperature sensors shall be RTD's with high resistance change versus temperature or thermistors to insure good resolution and accuracy. RTD's shall be platinum measuring elements with aluminum oxide encapsulation, 3000 OHM - two wire.
- C. Sensors: Input/output sensors and devices shall be closely matched to the requirements of the remote panel for accurate, responsive, noise free signal input/output. Control input shall be highly sensitive and matched to the loop gain requirements for precise and responsive control. In no case shall computer inputs be derived from pneumatic sensors. Sensors shall be installed to be readily accessible and to permit quick and easy replacement

3.4 OUTPUT DEVICES.

- A. All output devices shall be installed per the manufacturer's recommendation. The mechanical contractor shall install all in-line devices such as control valves, etc.
- B. Actuators: All control actuators shall be sized capable of closing against the maximum system shut-off pressure. The actuator shall modulate in a smooth fashion through the entire stroke. Control valves shall feature pneumatic actuation.

3.5 TRAINING

- A. One day of on-site orientation by a field engineer who is fully knowledgeable of the specific installation details of the project. This orientation shall, at a minimum, consist of a review of the project as-built drawings, the control system software layout and naming conventions, and a walk through of the facility to identify panel and device locations.

END OF SECTION 15900

SECTION 16001 — ELECTRICAL DEMOLITION

PART 1 - GENERAL

1.1 RELATED SECTIONS

- A. Drawings and General Provisions of Contract including General Conditions, Supplementary Conditions and all other sections of Division 1 of these Specifications shall govern the work under this Division or Section the same as if incorporated herein.

1.2 DESCRIPTION OF WORK

- A. The extent of demolition work shall be in general, but not limited to:
 - 1. Removal and disposal of existing power, cable and conduit to all removed equipment at existing cooling tower. Remove all conduits, feeder and branch circuit conductors in their entirety.

1.3 JOB CONDITIONS

- A. Occupancy: Existing remaining cooling tower and chillers will be operational during work, with Owner's personnel requiring access to the building.
- B. Condition of existing systems: The Owner assumes no responsibility for actual condition of items to be demolished. Conditions existing at time of inspection for bidding purposes will be maintained by Owner insofar as practicable.
- C. Protection: Ensure safe passage of persons in and around areas of demolition. Conduct operations to prevent injury to building, structure, other facilities and persons.
- D. Damages: Promptly repair damages caused to facilities by demolition operations at no cost to Owner.
- E. Utility Services: Maintain existing service entrance utilities and gear and protect against damage during demolition operations.

PART 2 - PRODUCTS

NOT USED

PART 3 - EXECUTION

3.1 DEMOLITION

- A. Demolition: Demolition of all parts to be removed shall be done in a safe, orderly fashion, taking care to avoid damage to parts which are to be left in place. All debris shall be removed from the premises as it is generated and shall not be allowed to accumulate. In the event the Contractor has any questions regarding items to be removed, the Contractor is to ask the Engineer.
- B. Demolition of existing electrical equipment shall be coordinated with schedule of Mechanical Contractor in order to maintain existing cooling tower until new cooling tower is operational.
- C. Plug all unused openings in affected walls, panels, boxes, etc. caused by removal of electrical equipment. Remove all supports, clamps, straps, and repair walls, ceilings etc. to finished condition.
- D. Disposal of Demolished Materials:
 - 1. Contractor shall investigate all existing circuits on equipment to be removed and shall remove any electrical equipment associated with items to be removed. In general, such equipment conduit and cable shall be completely removed.
 - 2. General: Remove from site, debris, rubbish and other materials resulting from demolition operations.
 - 3. Removal: Transport demolished materials removed from premise and legally disposed of offsite.

END OF SECTION 16001

SECTION 16010 — GENERAL PROVISIONS

PART 1 - GENERAL

1.1 RELATED SECTIONS

- A. Drawings and General Provisions of Contract including General Conditions, Supplementary Conditions and all other sections of Division 1 of these Specifications shall govern the work under this Division or Section the same as if incorporated herein.

1.2 SCOPE

- A. The Contractor shall provide and install complete electrical systems including all conductors, raceways, fittings, protective devices, wiring devices, supports, and all miscellaneous hardware necessary. All of the above equipment shall be completely installed and left in proper operating condition. All electrically powered equipment whether furnished by others or by the Contractor shall be wired by the Contractor.
- B. Complete Power distribution and utilization system shall be installed, including utilization devices and equipment as indicated on drawings.
- C. The Contractor shall furnish and install power, wiring and/or disconnects as shown on drawings for wiring systems for mechanical systems specified in the Mechanical Divisions of the specifications. Temperature control wiring, equipment control and interlock wiring are not included in this division unless specifically noted in these specifications or shown on the plans. All motor disconnects, starters, combination motor controllers and motor control centers shall be furnished under this division of specifications unless noted otherwise. Variable frequency drives shall be furnished by Division 15, mounted and wired by Division 16. Provide all coordination for controls and startups by Division 15 as is necessary and required.

1.3 REQUIREMENTS

- A. Field verification of scale on electrical plans is directed since actual locations, distances and levels will be governed by actual field conditions.
- B. In case of conflicts or discrepancies between plans, plans and specifications and/or actual field conditions, Contractor shall notify the Engineer before work is continued. Coordinate with other trades to avoid conflicts.
- C. Permits, and Tests - The Contractor shall procure and pay for all permits, fees and licenses required. Perform all tests to ensure all systems are in good operating condition.
- D. Review of Material; Specific reference in the specification to any article, device, product, material, fixture, form or type of construction by name, make or catalog

number, with or without the words "or equal", shall be interpreted as establishing a standard of quality and shall not be construed as limiting competition.

- E. Bidders shall base bids on the material specified or on equals receiving approval 10 days prior to Bid Opening. Any increase in the cost of work resulting from substitution of any product specified is part of this contract and shall be accomplished in an approved manner at no extra cost to the Owner.
- F. Substitutions. No substitution will be considered unless written request for approval has been received by the Engineer at least 10 days prior to the date of receipt of bids. Each such request shall include the name of the material or equipment for which it is to be substituted and a complete description of the proposed substitution including drawings, cuts, performance and test data and any other information necessary for an evaluation. A statement setting forth any changes in other materials, equipment or other Work that incorporation of the substitute would require shall be included; failure to do so does not alleviate the Contractor of his responsibility to make any and all necessary changes required for installation of the approved substitution. The burden of proof of the merit of the proposed substitute is upon the proposer. The Engineer's decision of approval or disapproval of a proposed substitution shall be final.
- G. All materials shall be new and of current manufacturer. Where more than one of a type of device is used, all shall be by the same manufacturer. All materials shall conform to the grade, quality and standards of those specified.
- H. Shop drawings shall be submitted in accordance with the General Conditions. Forward all shop drawings at one time. Each item shall bear project name and identifying symbol from plans. Shop Drawings required are as follows:
 - 1. Disconnects
 - 2. Wiring Devices
 - 3. Conduit
- I. Interferences - The drawings are generally diagrammatic in nature, and accordingly the Contractor shall coordinate his work with that of all other trades to avoid interferences. The Contractor shall examine the complete set of drawings and specifications for the job before installation of electrical work, coordinating locations and routings with other trades to avoid interferences. Work installed by the Contractor which does interfere with another trade shall be removed and reinstalled at the Contractor's expense when directed by the Architect.
- J. Workmanship shall be of the highest quality and all work shall be done by workmen skilled in the trades involved.
- K. The Contractor shall guarantee all work under this contract for one year and shall be responsible for the maintenance of all electrical equipment furnished and installed under this contract, excluding lamp replacement, for a period of one year from the date of substantial completion.

PART 2 - PRODUCTS

NOT USED

PART 3 - EXECUTION

3.1 APPLICABLE CODES AND STANDARDS

Note: The materials and installation shall conform to the minimum requirements and latest outstanding issues and revisions of the following codes, standards, and regulations wherein they apply:

NFPA No. 70, National Electrical Code, (2008 edition).

IBC (2009), ICC (2009), IFC (2009)

American National Standard, National Electrical Safety Code, (2007).

Applicable Publications of NEMA, ANSI, IEEE and IPCEA.

Underwriter's Laboratories, Inc. Standards

City, State and Local Codes and Regulations having jurisdiction.

OSHA requirements.

ADA requirements.

END OF SECTION 16010

SECTION 16100 — BASIC MATERIALS

PART 1 - GENERAL

1.1 RELATED SECTIONS

- A. Drawings and General Provisions of Contract including General Conditions, Supplementary Conditions and all other sections of Division 1 of these Specifications shall govern the work under this Division or Section the same as if incorporated herein.

1.2 SCOPE

- A. Contractor Furnished. Unless otherwise noted on the drawings, equipment list, or specifications, the Contractor shall furnish and install all materials, devices, and apparatus necessary for the complete electrical system. All materials and equipment shall be of types and manufacturer specified wherever practical. Should materials or equipment so specified be unobtainable, the Contractor shall submit the description and manufacturer's literature, reason for the substitution request and shall secure the approval of the Engineers before substitution of other material or equipment. This specification establishes performance requirements and the quality of equipment acceptable for use and shall in no way be construed to limit procurement from other manufacturers.
- B. Equal or Equivalent. The term "or equal" and similar terms as used on the drawings or specifications shall be interpreted to mean "equal or equivalent" in the opinion of the Engineers.
- C. Manufacturer's Prints. Where the Contractor furnishes equipment other than standard construction items, he shall furnish manufacturer's prints and reproducibles of all such equipment to the Engineers.
- D. U.L. Listing. All equipment and materials shall be new and conform to the requirements of this specification. All equipment and materials shall be listed by the Underwriter's Laboratories, Inc., and shall bear their label whenever standards have been established and label service is regularly furnished. All equipment and materials shall be of the best grade of their respective kind for the purpose.

PART 2 - PRODUCTS AND EXECUTION

2.1 CIRCUIT BREAKERS

- A. Contractor Furnished. The contractor will provide breakers as required for project.

- B. As Specified. Breakers shall be of the type, rating, number of poles, size, and interrupting capacity, specified or required for the environment, location, application, and load served.
- C. Molded Case Circuit Breakers. Molded case circuit breakers shall be circuit interrupting devices which will operate both manually for normal switching functions and automatically under overload and short circuit conditions. Circuit breakers shall provide circuit protection when applied within rating.
- D. Operating and Switching Mechanism. The operating mechanism shall be entirely trip-free so that the contacts cannot be held closed against an abnormal over-current or short circuit condition. The switching mechanism shall be quick-make, quick-break type.
- E. Overload and Short Circuit Protection. The operating handle of the circuit breaker shall open and close all poles of a multi-pole breaker simultaneously. The breakers shall meet applicable NEMA and U.L. specifications. Each circuit breaker shall have a trip unit to provide overload and short circuit protection. The trip unit for each pole shall have elements providing inverse time delay under overload conditions and instantaneous magnetic tripping for short circuit protection. The trip element shall operate a common trip bar which shall operate all poles in case of an overload or short circuit through any one pole. Automatic tripping shall be clearly indicated by handle position.
- F. Rating. The molded case circuit breakers shall be rated for fault duty as specified on the plans. Series ratings are not allowed. The Contractor shall verify available fault current with the Utility Company for the actual installation and forward to the Engineer.

2.2 SAFETY SWITCHES

- A. Contractor Furnished. The contractor shall provide all safety disconnect switches required. The switches shall be of the type, voltage, ampere, and horsepower rating, number of poles, fusible or nonfusible, as specified or required for the environment, location, application, and load served.
- B. Description. All safety switches shall be NEMA premium heavy duty, horsepower rated, industrial type, and shall be Underwriters' Laboratories listed. Fusible switches shall be complete with fuses of the type and rating specified (refer to paragraph "Fuses") and as indicated on the drawings or within these specifications. All switches shall have switch blades that are fully visible in the OFF position when the door is open and shall be of dead front construction with arc suppressors. The mechanism shall be quick-make, quick-break type. The door shall be interlocked (defeatable type) with the handle or mechanism to prevent unauthorized opening of the door in ON position. Pad-locking provisions shall be provided for padlocking in the OFF position with one or more locks or lockable hasps. Grounded switches in a common enclosure shall be mounted in enclosure types specified elsewhere. Individually mounted switches shall be mounted in enclosures suitable for the location and environment as specified on the drawings.

- C. Nameplate. All switches shall be provided with an engraved laminated phenolic nameplate showing the power source (Unit No. or other), and title of equipment served. Nameplates to be black letters on white background.
- D. Manufacturer and Enclosures. All switches furnished shall have enclosures as specified on the drawings. Acceptable manufacturers shall be Square D, General Electric, Siemens, and Cutler-Hammer.

2.3 FUSES

- A. Contractor Furnished. The contractor shall furnish and install fuses in all fusible devices and equipment that are furnished by the contractor.
- B. Manufacturer and Listing. The following fuse types shall be used for the applications listed. The following are trade names of the Bussman Manufacturing Division, however, equivalent products by Chase Shawmut Division shall be acceptable.

Application	Trade Names	Class	Voltage (Type)
Motors, Transformers & Miscellaneous Equipment 0-600 Amps	Fusetron	K-5 K-5	240 (FRN) 600 (FRS)
Panelboard Feeders & Service Disconnects 0-600 Amps	Low Peak Low Peak	RK-5 RK-5	240 (LPN-R) 600 (LPS-R)
Panelboard Feeders & Service Disconnects 601-6000 A	HI-CAP	L	600 (KRP-C)

2.4 MISCELLANEOUS CONTROL DEVICES

- A. Furnished by Others. Miscellaneous control devices such as duct switches, air flow switches, thermostats and temperature control devices, and similar equipment shall normally be furnished under another division. Any such device that is to be furnished under this division shall be specifically designated on the drawings.
- B. Enclosures. All devices furnished shall be suitable for the control requirements and shall have voltage rating and adequate capacity for the application. They shall be housed in enclosures suitable for the location and environment as indicated on the drawings.

2.5 BOXES

- A. Contractor Furnished. The contractor shall furnish and install all electrical boxes required for the proper installation of the electrical systems. Boxes shall be of the NEMA type suitable for the location. Boxes shall be installed as specified on the

drawings and as described under "Wiring Methods", and other applicable sections of this specification for wiring devices such as switches, receptacles, and similar devices. In order to maintain fire ratings, boxes installed "back-to-back" in fire walls shall not be located in the same space between studs, but shall have a stud located between them.

- B. Concealed. Fixture, outlet, and switch boxes installed concealed in walls or ceiling areas shall be galvanized or cadmium plated sheet steel of not less than the minimum size as recommended in the National Electrical Code and shall be furnished with appropriate covers as specified in other applicable sections of these specifications or on the drawings. All boxes shall be accessible for maintenance purposes.
- C. Exact locations of all floor boxes shall be coordinated in the field with the architect unless specific dimensions are shown on the drawings. Also, see Section 16500 of these specifications.
- D. Surface Mounted. Fixture, outlet, and switch boxes installed surface mounted in plant, shop, operating, and unfinished areas shall be threaded, cast alloy iron or malleable iron. Iron type shall have a cadmium/zinc electroplate, or galvanized finish with appropriate lacquer. Boxes shall be of the approved type for the outlets, switches, and fixtures served and shall be made of the material and finish compatible with the conduit system and location. Surface mounted boxes shall be only as noted on the plans.
- E. Splice and Tap Boxes. Splice and tap boxes for power circuits shall be used only where designated on the drawings and shall be of the type and size indicated. Otherwise all power wiring shall be continuous, splice and tap free, between equipment. On lighting and convenience receptacle circuitry, wiring may be spliced and boxes shall be provided for concealed or surface mounting as previously specified or may be JIC oil-tight of size and type indicated on the drawings or minimum size as specified in the National Electrical Code.
- F. Pull Boxes. Pull boxes for interior, or outdoor exposed power wiring shall be provided where shown or required to facilitate the installation of the wiring. Pull boxes shall not be located in finished rooms and shall be accessible for maintenance use. For conduit sizes 3/4 and 1 inch, conduit fittings of the "C", "LB", "TB" and similar types may be used for "Pulling In." Unless designated otherwise, all pull boxes shall be the straight-through type and changes in direction shall not be made in the box. The boxes shall be of the minimum size and type as required by the National Electric Code or as sized on the drawings.
- G. Exterior and Underground. For exterior exposed work, pull boxes shall be of NEMA 3R construction and shall be threaded hub type with gasketed cover.

2.6 COVERS AND DEVICE PLATES

- A. Contractor Furnished. The contractor shall furnish and install the appropriate cover on all boxes, conduit fittings, panels, cabinets, switches, receptacles, and similar wiring devices and other equipment that is Contractor furnished. Conduit outlet fitting covers shall be the type specified under "Conduit Fittings."

2.7 ENCLOSURES

- A. Enclosures and housings for all Contractor furnished electrical equipment and devices shall be suitable for the location and environmental conditions and shall be of NEMA type as shown on symbol sheet drawing.

END OF SECTION 16100

SECTION 16110 — ELECTRICAL RACEWAYS

PART 1 - GENERAL

1.1 RELATED SECTIONS

- A. Drawings and General Provisions of Contract including General Conditions, Supplementary Conditions and all other sections of Division 1 of these Specifications shall govern the work under this Division or Section the same as if incorporated herein.

1.2 SCOPE

- A. Contractor Furnished. The contractor shall provide all conduit, fittings, and supports required and not otherwise shown on plans as furnished by others.
- B. The types of electrical raceways required for the project include the following:
 - 1. Electrical Metallic Tubing
 - 2. Liquid-Tight Flexible Metal Conduit
 - 3. Rigid Galvanized Conduit
- C. The minimum raceway size shall be 3/4".
- D. Product Delivery, Storage, and Handling. Contractor is to provide color-coded end-cap thread protectors and handle conduit and tubing carefully to prevent damage. Store pipe and tubing inside whenever possible. When necessary to store outdoors, elevate well above grade and enclose with durable, watertight wrapping.

PART 2 - PRODUCTS

2.1 MATERIALS AND COMPONENTS

- A. Electrical Metallic Tubing. Galvanized, thin wall tubing, fittings shall be hex-nut, expansion gland type, zinc plated, and U.L. listed as "raintight." No crimp, spring, or set-screw type fittings will be accepted.
- B. Liquid-Tight Flexible Metal Conduit. Galvanized single steel strip, flexible, interlocked, double wrapped, with liquid-tight PVC jacket.
- C. Rigid Galvanized Conduit. Rigid steel, hot-dipped galvanized conduit.
- D. Conduit, tubing and duct accessories including straps, hangers, expansion and deflection fittings as recommended by conduit, tubing, and duct manufacturers.

PART 3 - EXECUTION

- A. Electrical Metallic Tubing. Branch circuits run in hollow dry walls and 8'-0" above finished floors, not to be exposed.
- B. Liquid-tight Flexible Metal Conduit. Connection of motors and for other electrical equipment where subject to movement and vibration, and also subjected to one or more of the following conditions: Exterior location; moist or humid atmosphere where condensate can be expected to accumulate; corrosive atmosphere; subjected to water spray; subjected to dripping oil, grease or water. Flexible conduit is not to exceed 60" in length for any one application.
- C. Rigid Galvanized. Where specified on plans for certain underground or exposed runs, or where stubbed up at floor level.

3.2 INSTALLATION

- A. Install conduit and tubing in accordance with NEC and National Electrical Contractors Association's "Standard of Installation", and with recognized industry practices. Where NECA and NEC standards differ, use the more stringent requirement.
- B. Complete the installation of raceways before starting installation of wires.
- C. Wherever possible, install horizontal raceway runs above water and steam piping.
- D. Care shall be taken to keep the interior of conduits clean, and each conduit run shall be thoroughly cleaned and dried before any cable is pulled through.
- E. Unless indicated otherwise on drawings, all exposed conduits shall be run parallel with or perpendicular to building structural members.
- F. Conduits entering sheet metal enclosures shall be made up with double locknut and insulating bushing. Locknut shall be of the type which will bite into the metal of the box.
- G. Conduits entering threaded openings in equipment enclosures, boxes, etc., shall have at least five full threads engaged. In outdoor and underground locations, threaded joints shall be made up with a thin application of conducting joint compound. The inside of the fitting shall be thoroughly cleaned of any excess compound.
- H. Power operated bending machines shall be used on conduits 1-1/4" and larger. Heating with torches will not be permitted.
- I. All conduit runs shall be continuous from outlet to outlet with all joints and connections pulled tight to insure an electrically continuous and mechanically secure raceway system.
- J. All raceways in "finished areas" such as offices, corridors, etc., shall be concealed.

3.3 CONDUIT AND TRAY OPENINGS

- A. Contractor's Responsibility. The Contractor shall be responsible for all sleeves and openings through walls and floors necessary for passage of electrical conduits and raceways. Where contractor must provide openings and/or drill concrete floors and/or walls, he shall be responsible for the repair of these openings. Structural members and reinforcing shall not be cut, burned or damaged in any way. All openings in walls and floors, and under switchgear and panels where electrical cables and conduits are installed, shall be closed up by the Contractor to prevent dust, dirt and water from entering.
- B. Sealing. The Contractor shall be responsible for sealing all wall and floor openings and all floor and wall sleeve openings utilized by the contractor whether furnished by Others or by the Contractor.
- C. Sleeves and openings shall be sealed with materials that will withstand fire and heat to the same rating as the wall, floor, or ceiling through which the conduit or tray passes and shall not be less than a 30-minute barrier.

END OF SECTION 16110

SECTION 16130 — CONDUCTORS

PART 1 - GENERAL

1.1 RELATED SECTIONS

- A. Drawings and General Provisions of Contract including General Conditions, Supplementary Conditions and all other sections of Division 1 of these Specifications shall govern the work under this Division or Section the same as if incorporated herein.

1.2 SCOPE

- A. This specification covers the requirements for all wire and cable to be used in the installation of the electrical systems for the project, including all power, control, and instrumentation systems.
- B. Wire and cable will normally be furnished by the Contractor for installation. Drawings will indicate where cable is not to be furnished.
- C. All cable is to be "Contractor-furnished", the Contractor shall submit for approval by the Owner any deviations anticipated or proposed with respect to the cable manufacturer, cable type, or specification contained herein.

PART 2 - PRODUCTS

2.1 MATERIALS

- A. All wire and cable shall be Underwriters' Laboratories (UL) listed. In addition to other standard labeling, all wire and cable shall be marked UL on the outer surface indicating Underwriters' Laboratories, Inc. certification.
- B. Grounding conductors, where insulated, shall be colored solid green. Conductors intended as a neutral shall be colored solid white.
- C. For all circuits 600 volt and less, wires and cables shall have code grade, 600 volt type THWN-THHN, 75 degrees C., wet or dry locations, moisture and heat resistant thermoplastic insulation. Insulation thickness shall be per National Electrical Code, Table 310-13.
- D. Conductor sizes are expressed in American Wire Gage (AWG) or in circular mils. Conductors shall be annealed copper wire, minimum size #12 AWG, except that #14 AWG may be used for control. All conductors shall be stranded.

PART 3 - EXECUTION

3.1 INSTALLATION

- A. Separation of Usage. Lighting and power wiring shall be routed in conduits, or other raceways as shown on the drawings. Lighting and power wiring shall not be routed in a common raceway except where shown on drawings. Push-button wiring shall be routed in separate raceways even though related to a particular motor circuit.
- B. Pulling. Where mechanical assistance is used for pulling conductors, patented wire pulling compounds having inert qualities that do not harm the wire insulation or covering shall be applied to the conductors as they are pulled into raceways. Interior of all raceways shall be free from grease, filings or foreign matter before conductors are pulled in.

3.2 IDENTIFICATION

- A. Wire, Cable, Raceways, and Conduits.
- B. Circuit identification numbers shall be placed on each end of the conductor involved by using self-laminating marker tags, T&B Company E-Z Code Type WSL or equal. Circuit numbers shall be as shown on the plan and panel schedule drawings.
- C. Phase Identification. Phase sequence throughout the installation shall be standardized wherever practical in all electrical power equipment as follows:

	<u>Phase A</u>	<u>Phase B</u>	<u>Phase C</u>
Position Occupied	Front Top Left	Center Center Center	Rear Bottom Right
Color Code: 208/120V, 3-phase	Black	Red	Blue
480/277V, 3-phase	Brown	Orange	Yellow

3.3 SPLICES AND TERMINATIONS

- A. Power Conductors shall be continuous. No power cable shall be spliced except on explicit instructions of the Owner's Representative.

3.4 LUGS

- A. All lugs shall be furnished and installed by the Contractor where required.
- B. Lugs for copper power wiring, Sizes No. 12 and No. 10 AWG, shall be T&B "Sta-Kon" uninsulated ring type lugs. Lugs for copper power wiring from No. 10 AWG to

size 1/0 AWG shall be T&B 1-hole Type 54100 Series. Size 2/0 AWG and larger lugs shall be 2-hole type 54200 series (except where 1-hole is required to match motor lead lugs). Sizes above 1/0 are to be applied using hydraulic pump tool.

- C. Where motor leads are furnished without lugs, T&B 54500 Series 2-way connectors (splicing sleeves) shall be used. Splice sleeves may be desirable where limited space for termination exists.
- D. The proper lugs will normally be furnished with equipment in all Owner-furnished equipment. All other lugs shall be furnished and installed by the Contractor. No mechanical type lugs shall be used except in panelboards. If any mechanical type lugs are furnished with Owner-furnished equipment, the Contractor shall replace them with proper compression type lugs where practical.

3.5 TAPING

- A. All voids, sharp corners and bolt projections shall be made smooth by filling with Okonite or Scotch Fill before applying the laps of tape required for insulation. All loose strands of wire shall be removed before taping. Duxseal will not be permitted.
- B. Joints and other sections of wiring requiring tape shall be half lap and at least two layers. Taping shall be neatly done and shall form a permanent insulation equal in mechanical and electrical strength to the insulation of the conductor. Taping shall be as follows:
 - 1. 600 Volt insulation - A minimum of 1-1/2 lap layer varnished cambric and 2-1/2 lap layers of 3M No. 33 vinyl plastic electrical tape.
- C. All taping, splicing and termination materials shall be furnished by the Contractor.

END OF SECTION 16130

SECTION 16450 — GROUNDING

PART 1 - GENERAL

1.1 RELATED SECTIONS

- A. Drawings and General Provisions of Contract including General Conditions, Supplementary Conditions and all other sections of Division 1 of these Specifications shall govern the work under this Division or Section the same as if incorporated herein.

1.2 WORK INCLUDES

- A. As Required By the NEC. In general, outlets, the enclosing cases, mounting frames, etc., of all switches, circuit breakers, control panels, motors and any other electrically operated or electrical equipment, conduit, trays, and other raceways shall be effectively and permanently grounded with a separate copper grounding conductor of cross-section as required by the National Electrical Code and drawings. It shall be of capacity sufficient to insure continuity and continued effectiveness of the ground connections to carry fault currents. Ground conductors must be as short and straight as possible, protected from mechanical injury and if practicable without splice or joint. The grounding conductor shall be run from a ground established at the source of supply to the equipment to be grounded. All grounding conductors shall be copper.

PART 2 - PRODUCTS

NOT USED

PART 3 - EXECUTION

3.1 INSTALLATION

- A. Power Conductors Supplying Equipment. A copper grounding conductor must be run inside the conduit or raceway, enclosing the power conductors supplying the equipment, or in case of a multi-conductor power cable, must be located within the sheath.
- B. Connect at Source. Ground conductors in power cable or ground wire in conduits shall always be connected directly to station ground at the source end, and to motor frame or equipment enclosure and/or equipment ground bar.
- C. System Neutral. The equipment grounding conductor in all circuits shall be connected to the frame and ground lug in the panelboards and not the neutral bus. Equipment ground connections to a system neutral are not permitted.

- D. Fuses. In all cases of grounded circuits, fuses must be omitted from the grounded neutral conductor throughout the entire installation.
- E. Equipment Frames. Frames of all electrical apparatus will be connected to the grounding system. Neutrals of service transformers shall be connected to the grounding system.
- F. Metallic Raceways. All metallic conduits and wiring channels must be connected at each end to the grounding conductor with a good electrical contact.
- G. Identification. The grounding conductor shall be stranded and covered with a green jacket.
- H. In all cases the white wire should be used for the current-carrying neutral only and never as a grounding conductor, or other purpose.

END OF SECTION 16450